



AGENDA
CITY COUNCIL OF THE CITY OF MORENO VALLEY
MORENO VALLEY COMMUNITY SERVICES DISTRICT
CITY AS SUCCESSOR AGENCY FOR THE
COMMUNITY REDEVELOPMENT AGENCY OF
THE CITY OF MORENO VALLEY
MORENO VALLEY HOUSING AUTHORITY

June 14, 2016

STUDY SESSION – 6:00 PM

City Council Study Sessions

Second Tuesday of each month – 6:00 p.m.

City Council Meetings

Special Presentations – 5:30 P.M.

First & Third Tuesday of each month – 6:00 p.m.

City Council Closed Session

Will be scheduled as needed at 4:30 p.m.

City Hall Council Chamber – 14177 Frederick Street

Upon request, this agenda will be made available in appropriate alternative formats to persons with disabilities, in compliance with the Americans with Disabilities Act of 1990. Any person with a disability who requires a modification or accommodation in order to participate in a meeting should direct such request to Guy Pegan, ADA Coordinator, at 951.413.3120 at least 72 hours before the meeting. The 72-hour notification will enable the City to make reasonable arrangements to ensure accessibility to this meeting.

Dr. Yxstian A. Gutierrez, Mayor

Jeffrey J. Giba, Mayor Pro Tem
Jesse L. Molina, Council Member

George E. Price, Council Member
D. LaDonna Jempson, Council Member

**AGENDA
CITY COUNCIL OF THE CITY OF MORENO VALLEY
MORENO VALLEY COMMUNITY SERVICES DISTRICT
CITY AS SUCCESSOR AGENCY FOR THE
COMMUNITY REDEVELOPMENT AGENCY OF THE
CITY OF MORENO VALLEY
MORENO VALLEY HOUSING AUTHORITY**

***THE CITY COUNCIL RECEIVES A SEPARATE STIPEND FOR CSD
MEETINGS***

**STUDY SESSION – 6:00 PM
JUNE 14, 2016**

CALL TO ORDER

PLEDGE OF ALLEGIANCE

INVOCATION

Pastor Don Maresh, Discovery Christian Church of Moreno Valley

ROLL CALL

INTRODUCTIONS

**PUBLIC COMMENTS ON MATTERS EITHER ON THE AGENDA OR NOT ON THE
AGENDA UNDER THE JURISDICTION OF THE CITY COUNCIL**

There is a three-minute time limit per person. Please complete and submit a BLUE speaker slip to the City Clerk. All remarks and questions shall be addressed to the presiding officer or to the City Council.

A. SPECIAL ORDER OF BUSINESS

- A.1. STATE WATER ISSUES: PRESENTATION BY CURT SCHMUTTE, WATER RESOURCES AND ENVIRONMENTAL PLANNING CONSULTANT (Report of: City Manager)
- A.2. SISTER CITY PROGRAM UPDATE / PROPOSED NEW CITY (Report of: City Clerk)
- A.3. DISCUSSION OF CITY USER FEE SCHEDULE FOR FISCAL YEAR 2016/17 (Report of: Financial & Management Services)
- A.4. CITY COUNCIL REQUESTS AND COMMUNICATIONS

ADJOURNMENT

CERTIFICATION

I, Leslie Keane, Interim City Clerk of the City of Moreno Valley, California, certify that 72 hours prior to this Study Session, the City Council Agenda was posted on the City's website at: www.moval.org and in the following three public places pursuant to City of Moreno Valley Resolution No. 2007-40:

City Hall, City of Moreno Valley
14177 Frederick Street

Moreno Valley Library
25480 Alessandro Boulevard

Moreno Valley Senior/Community Center
25075 Fir Avenue

Leslie Keane
Interim City Clerk

Date Posted: June 9, 2016



Report to City Council

TO: Mayor and City Council

FROM: Leslie Keane, Interim City Clerk

AGENDA DATE: June 14, 2016

TITLE: SISTER CITY PROGRAM UPDATE / PROPOSED NEW CITY

RECOMMENDED ACTION

Recommendations: That the City Council:

1. Receive information about Moreno Valley's Sister City Program status.
2. Provide guidance to staff regarding the current Sister City program and the proposal to expand.

SUMMARY

This report provides a status update regarding the City of Moreno Valley's current Sister City Program and a proposal to expand the program to include an additional city.

DISCUSSION

About Sister City Programs:

Sister City programs vary widely in organizational structure, yet they typically exist to plan and implement cooperative activities and exchanges to promote community advancement through arts and culture, youth and education, and, business and trade.

Recent Activity:

On March 3, 2015 staff provided a summary of the history of the City's Sister City Program (Program) to the City Council (Attachment 1). Direction by the City Council at that meeting was to contact San Juan de Los Lagos to gauge their interest in reviving the program/ relationship. A letter of inquiry was sent on behalf of (then) Mayor Molina in May 2015 and staff received confirmation in January 2016 that the current leadership in San Juan de Los Lagos is interested in reviving the program (Attachments 2 and 3).

As of the posting of this report, staff is working to coordinate a video conference meeting to alleviate both agencies from travel costs at this time.

Council direction included surveying the community to gain the community's perspective on the program. The survey that was administered over the 2015 summer between June and September yielded more than 2900 views and netted 73 responses (Attachment 3). The majority of respondents indicated the following:

- In favor of re-establishing the existing program, however using current City resources was unfavorable;
- In favor of reviewing new cities for consideration; and
- Preferences for activities were cultural and student exchange programs.

In September 2015, (then) Council Member Gutierrez and staff met with Moreno Valley Unified School District Superintendent and Chief Academic Officer, Dr. White and Dr. Kedziora respectively, to gauge interest in a student exchange program. The outcome of the meeting was that if the City were to develop and operate a student exchange program, the District would support the effort. The level of support was undefined.

Zacapu, Michoacán, Mexico: Proposed new City:

On February 8, 2016, the City hosted a small delegation of visitors from Zacapu, Michoacán, Mexico led by its Mayor Presidente Municipal Gerardo Torres and included key staff representatives. The meeting was initiated by a Moreno Valley resident with ties to Zacapu specifically to discuss the possibilities of creating a sister city relationship between Zacapu and Moreno Valley. Presidente Municipal Torres has since sent a letter establishing his desire to continue the discussions that would lead to a formal sister city relationship (Attachment 4).

There appears to be shared interests between Moreno Valley and Zacapu, which include a focus on youth development and economic development. Zacapu has a lot to offer in terms of rich culture, a growing economy, and a desire to exchange ideas. During their visit, officials from Zacapu indicated a large enough number of co-nationals in the Inland Empire to make a sister city relationship beneficial.

Moving Forward

If the City Council decides to continue the pursuit of reviving the existing Sister City relationship with San Juan de los Lagos and/or consider a relationship with Zacapu or another city, points of consideration would include, but are not limited to:

- Moreno Valley's primary purpose of having a Sister City program. The primary purpose will help guide all future action and organizational models. For instance, if economic development is the primary purpose, working closely with the business community would be essential.
- Evaluate of the level of community interest and identify resources.
- Consider a Sister City International (SCI) affiliation. The annual dues are \$970; cost is based on city population. The benefits of affiliation with SCI include access to expert resources, grant opportunities, training, and policy guidance.

While such an affiliation is not mandatory, it may prove beneficial in enhancing the existing partnership with San Juan de los Lagos, as well as any additional communities which may become involved in Moreno Valley’s program.

FISCAL IMPACT

Records indicate that in Fiscal Years 2002/2003, 2005/2006, and 2007/2008 the City expended up to \$2,600 on Sister City activities not including an SCI membership.

CITY COUNCIL GOALS

Positive Environment. Create a positive environment for the development of Moreno Valley's future.

ATTACHMENTS

1. March 3, 2015 Staff Report to the City Council
2. *Let’s Talk MoVal* Poll Results
3. Letter of Interest: City of Moreno Valley
4. Letter of Interest: San Juan de Los Lagos, Jalisco, Mexico
5. Letter of Interest: Zacapu, Michoacán, Mexico

Prepared By:
Shanna Palau
Management Analyst

Department Head Approval:
Jane Halstead
City Clerk

CITY COUNCIL GOALS

Positive Environment. Create a positive environment for the development of Moreno Valley's future.

ATTACHMENTS

1. Staff Report - Sister City Update 3-3-15 Study Session
2. Sister City Program Survey Results - mySidewalk
3. 052215 Letter_Sister City Presidente Gonzalez
4. OFIICO MORENO VALLEY_San Juan de Los Lagos Letter of Intent
5. Zacapu Follow up Letter

APPROVALS

Budget Officer Approval	<u>✓ Approved</u>	4/05/16 7:14 PM
City Attorney Approval	<u>✓ Approved</u>	5/24/16 9:19 AM
City Manager Approval	<u>✓ Approved</u>	6/09/16 11:21 AM



APPROVALS	
BUDGET OFFICER	<BudgetOfficer>
CITY ATTORNEY	<CityAttorney>
CITY MANAGER	<CityManager>

Report to City Council

TO: Mayor and City Council

FROM: Thomas M. DeSantis, Assistant City Manager

AGENDA DATE: March 3, 2015

TITLE: SISTER CITY PROGRAM

RECOMMENDED ACTION

Staff recommends that the City Council:

1. Receive information about Moreno Valley's Sister City Program history.
2. Provide guidance to staff regarding the Sister City program.

SUMMARY

This report provides a history of the City of Moreno Valley's Sister City Program and related activities.

DISCUSSION

About Sister City Programs

While Sister City programs and relationships vary widely in organizational structure, they typically exist to promote goodwill and community advancement through cultural, educational, humanitarian, goodwill, and economic development exchanges.

Moreno Valley's Sister City Program and History Overview

The City of Moreno Valley currently has a Sister City relationship with San Juan de los Lagos, Jalisco, Mexico, which was established by Resolution No. 93-57 on July 13, 1993. The majority of program activity was sponsored by business or paid for personally

by participants. It is estimated that Sister City program related exchanges went on hiatus in the mid-2000s due to the economic decline. In FY 11/12 the \$1,100 program budget, which was previously used to host delegate receptions, was eliminated.

Because the Sister City program was largely a citizen-based committee with City Council and staff participation, there are a limited number of documents recording the program's activity (Attachments 1. 1991 Sister City Program Staff Report, 2. 1993 Resolution No. 93-57, and 3. 1999 Sister City Program Staff Report). Conversations with individuals who had participated in the program assisted staff in preparing this report.

Sister City program activities included, but were not limited to:

- A Moreno Valley Unified School District (MVUSD) administered student exchange program;
- Goodwill exchanges to help the community of San Juan de los Lagos by providing Police and Fire protection training;
- Coordination for donations of vehicles including a Riverside County fire truck, RTA bus, and an ambulance;
- Donation of a freezer to an orphanage courtesy of Waste Management;
- Goodwill exchange initiated by San Juan de los Lagos with the gift of art produced by a local artist for display at Moreno Valley City Hall;
- Loan of a sacred religious symbol -- Our Lady of San Juan de los Lagos -- that was on display at St. Christopher's church for a period of time.
- Several mutual exchanges of ideas based on cultural activities and shared government processes during Moreno Valley delegation visits to San Juan de los Lagos, and San Juan de los Lagos delegation visits to Moreno Valley

Historical Timeline

- 1991: Due to interest by City Council, the City joined the International Trade Task Force. A Study Session was held November 19, 1991 to review models for a Sister City program. The recommendation was not to pursue a formal Sister City International affiliation, but to be amenable to hosting international visitors.
- 1993: Resolution No. 93-57 established the adoption of San Juan de los Lagos as the City of Moreno Valley's Sister City. Minutes from the July 13, 1993 City Council meeting indicate that a relationship with San Juan de los Lagos had been under cultivation for a couple of years as a result of the direct connection that community member Romelio Ruiz established with San Juan de los Lagos.

A November 17, 1993 staff memo documents plans for the first San Juan de los Lagos delegate visit after Resolution No. 93-57 established the relationship.

- 1999: August 17, 1999 Staff report recommending the formalization of a Sister City Committee/Taskforce that was previously led by an informal group of community leaders including members of the City Council, MVUSD, Waste Management, Riverside County Sheriff's Department, and Hispanos Unidos. The goal of the Committee/Taskforce was to improve accountability, organization, credibility, community involvement, and publicity.

Moving Forward

If the City Council decides to rejuvenate the existing Sister City relationship with San Juan de los Lagos and/or consider a relationship with a new community, points of consideration would include, but are not limited to:

- Evaluate of the level of community interest on both sides. A fundamental requirement for a successful program is a strong community-based program. Strong interest by key community stakeholders is essential to a successful and meaningful program. This also extends to active participation by Moreno Valley's two school districts, given the historical emphasis on the program's student exchange component.

Techniques to gauge potential interest and commitment within Moreno Valley might include:

- Let's Talk MoVal/ Survey Monkey
- Community Meetings in each District
- Meeting with Community groups (e.g. Chambers of Commerce, School Districts, Optimists, Soroptimists, Rotary, Kiwanis)

Efforts to survey potential interest in San Juan de los Lagos would rely upon business and governmental leaders in that community.

- Re-evaluate the primary purpose of having a Sister City program in Moreno Valley. The primary purpose will help guide all future action.
- Re-evaluate of the program structure to ensure that it fulfills both communities' participation objectives. Should the Council wish to pursue such an effort, staff can return with additional information regarding organizational models that may be effective for Moreno Valley's program.
- Re-evaluate a Sister City International (SCI) affiliation. The annual dues are \$970; cost is based on city population. The benefits of affiliation with SCI include access to expert resources, grant opportunities, training, and policy guidance.

While such an affiliation is not mandatory, it may prove beneficial in enhancing the existing partnership with San Juan de los Lagos, as well as any additional communities which may become involved in Moreno Valley's program.

FISCAL IMPACT

Records indicate that in Fiscal Years 2002/2003, 2005/2006, and 2007/2008 the City expended up to \$2,600 on Sister City activities.

CITY COUNCIL GOALS

Positive Environment. Create a positive environment for the development of Moreno Valley's future.

ATTACHMENTS

1. November 19, 1991 Sister City Program Staff Report
2. Resolution No. 93-57
3. August 17, 1999 Sister City Program Staff Report

Prepared By:
Shanna Palau
Management Analyst

Department Head Approval:
Thomas M. DeSantis
Assistant City Manager



Sister City Program

by **Let's Talk MoVal** Like 2 Share

2 people like this



Posts



Create a post



Filter Topics



June 18 (June 18, 2015 at 10:36 AM)



Sister City Program posted

Do you think that Moreno Valley should work with the community to re-establish a Sister City program?

#Livability, #Economy, #Government in Moreno Valley, CA

Yes. Its management and financing should be community based.

7

Yes. It should be managed by City staff and budgeted as part of the overall City budget.

4

No

9

Other

× Show responses

2

Open ended responses

- I think this is fine as long as it doesn't take money from the budget needed for more important things, such as police.
- The project should be city financed when additional resources are available to support external efforts. The city staff members should be required to raise funding for the support of the program.

Vote on this poll **20 people** have voted

Share

Attachment: Sister City Program Survey Results - mySidewalk (1980 : SISTER CITY PROGRAM UPDATE/ PROPOSED NEW CITY)



June 18 (June 18, 2015 at 10:20 AM)

...

Sister City Program posted

If the City were to pursue a Sister City relationship, what country and city would you recommend and why?

#Education, #Government, #Arts in Moreno Valley, CA

Please use the "other" field to discuss "why."

Re-establish relationship with San Juan de Los Lagos, Jalisco, Mexico ONLY

0

Re-establish relationship with San Juan de Los Lagos, Jalisco, Mexico and pursue new cities

6

Review new city/ country relationships

8

Other

✕ Show responses

3

Open ended responses

- Canada
- none
- none, focus on our own city

Vote on this poll **16 people** have voted

Share



June 18 (June 18, 2015 at 10:16 AM)

...

Sister City Program posted

What type of Sister City program should the City focus on?

#Arts, #Education, #Government in Moreno Valley, CA

Educational Programs

8

Student Exchange Programs

10

Local Governance

2

Cultural Exchanges

9

Other

× Show responses

2

Open ended responses

- A broad mixture, both cities and programs.
- none

Vote on this poll **18 people** have voted

Share



June 18 (June 18, 2015 at 10:09 AM)

...

Sister City Program posted

In general, what do you think of Sister City programs?

#Economy, #Education, #Government in Moreno Valley, CA

Respond **3** *Share* **1 person** likes this



Scott Heveran As long as they are community financed and there is enough community support,it can only enrich both cities.

June 26 (June 26, 2015 at 5:46 PM) **1 person** likes this



Carlos Contreras As is the case, if time and resources are invested on both ends, the program can benefit the cities.

June 30 (June 30, 2015 at 11:12 PM) **1 person** likes this



Adela Lopez The focus should be on our city and its citizens not international relationships.

July 21 (July 21, 2015 at 11:58 PM)



Add your response

Attachment: Sister City Program Survey Results - mySidewalk (1980 : SISTER CITY PROGRAM UPDATE/ PROPOSED NEW CITY)



City Hall
14177 Frederick Street
P.O. Box 88005
Moreno Valley, CA 92552-0805
Phone: 951.413.3008
Fax: 951.413.3760
www.moval.org

22 de Mayo del 2015

Dr. Heriberto Atilano González
Presidente Municipal
Gobierno Municipal de San Juan de los Lagos
Simón Hernández No. 1. Col. Centro
San Juan de los Lagos, Jal. Mexico C.P.

Estimado Honorable Presidente:

Me dirijo a usted con interés en reactivar la relación de Ciudades Hermanas que la ciudad de Moreno Valley, California, y San Juan de Los Lagos, Jal. México, compartió durante aproximadamente 13 años.

En 1993, nuestra ciudad aprobó la Resolución 93-57, que estableció formalmente la relación de Ciudades Hermanas entre nuestras ciudades. Desde entonces y hasta mediados de la década del 2000, nuestras ciudades disfrutaron intercambios de beneficiosos relacionados con actos de buena voluntad, las artes y la cultura, la educación y el gobierno. Como resultado de la recesión económica en los Estados Unidos, a mediados de la década del 2000, los intercambios entre nuestras ciudades se detuvieron.

La Resolución sigue siendo válida y es el deseo de nuestro Ayuntamiento explorar la posibilidad de volver a energizar el programa.

Es nuestra esperanza que el Ayuntamiento de San Juan de Los Lagos este interesado en seguir una discusión acerca de volver a conectar nuestras dos comunidades vibrantes.

Sinceramente,

Jesse L. Molina
Alcalde

c: Miembros del Concejo/Council Members
Administrador de la Ciudad/City Manager

Attachment: 052215 Letter_Sister City Presidente Gonzalez (1980 : SISTER CITY PROGRAM UPDATE/ PROPOSED NEW CITY)

May 22, 2015

Gobierno Municipal de San Juan de los Lagos
Presidente
Simón Hernández No. 1. Col. Centro
San Juan de los Lagos, Jal. Mexico C.P. 47000

Dear Honorable Presidente:

I am writing to you with interest in reviving the Sister City relationship that the City of Moreno Valley, California, and San Juan de Los Lagos shared for approximately 13 years.

In 1993, our city approved Resolution 93-57, formally establishing the Sister City relationship between our cities. From then until the mid-2000s, our cities enjoyed beneficial exchanges related to acts of goodwill, arts and culture, education, and government. As a result of the economic downturn in the U.S. in the mid-2000s, exchanges between our cities came to a slow stop.

The Resolution continues to be valid and it is the desire of the City Council to explore re-energizing the program.

It is our hope that San Juan de Los Lagos would be interested in pursuing a discussion about reconnecting our two vibrant communities.

Sincerely,

Jesse L. Molina
Mayor

c: Council Members
City Manager



Oficio Num.: _____
 Asunto: 021/91-R/2016

El que se indica

PRESIDENCIA
 H. AYUNTAMIENTO
 CONSTITUCIONAL


DR. YXSTIAN A. GUTIERREZ
MAYOR
CITY COUNCIL
CITY MORENO VALLEY
P R E S E N T E.

Por medio de este conducto reciba un cordial y afectuoso saludo, ocasión que aprovecho para desearle éxito y prosperidad en este año que comienza.

El motivo del presente es para manifestarle el interés de este Ayuntamiento por reanudar la relación de Ciudades Hermanas que se mantuvo activa exitosamente durante varios años entre MORENO VALLEY, CALIFORNIA y SAN JUAN DE LOS LAGOS, JALISCO, por lo que quiero ponerme a sus ordenes y así poder dar seguimiento a las actividades que dicho hermanamiento requiere.

Sin mas por el momento, me despido de usted en espera de su valiosa respuesta a favor de que esta situación mejore.

A T E N T A M E N T E
SAN JUAN DE LOS LAGOS, JALISCO 21/01/2016
EL PRESIDENTE MUNICIPAL


 H. AYUNTAMIENTO
 CONSTITUCIONAL
PRESIDENCIA
 SAN JUAN DE LOS LAGOS,
 JALISCO.

AAL/mggm

CALLE SIMÓN HERNÁNDEZ NO. 1 COL. CENTRO SAN JUAN DE LOS LAGOS, JALISCO. C.P. 47000
 Tel. (395) 785 0001 / 785 5060 / 785 0078 / 785 0118 / 725 2840

Attachment: OFIICO MORENO VALLEY_San Juan de Los Lagos Letter of Intent (1980 : SISTER CITY PROGRAM UPDATE/ PROPOSED NEW CITY)



ZACAPU
GOBIERNO MUNICIPAL 2015-2018

February 16, 2016

DR. YXTIAN GUTIERREZ
MAYOR OF MORENO VALLEY, CA USA

Dear Mayor,

Please receive my sincere salutations to you and your honorable council. It was a pleasure meeting you and getting to know your city. You have a beautiful city and a respectable council. Your gesture to giving us the key to the city is taken as a sign to open doors of collaboration and sharing, and it is greatly appreciated.


We are very excited to have begun the conversation of a sisterhood between our cities. This would be in benefit to our co-national's that reside in the inland empire region and of our nationals at home. Your success with the Emergency Operations Center, your initiative on business development, and your will to work with youth are admirable.

The importance of youth to our administration is something that we have in common. The work with parks recreation and sports is also something that we have similarities in. We have "Jueves de Danzon" which is a dance event we hold with our elderly, we have a runners circle of almost 700 members that run on Tuesdays and Thursdays, and have our Purepecha sports center which works with children at risk.

We would also love to share our Purepechan heritage; we have craftsman, dance groups, a youth Harmonic Orchestra, and many traditions that are worth promoting. We will also be hosting our 1ST TRADICIONAL ICE CREAM FAIR on April 2nd and 3rd.

It would be a pleasure to receive you in our city and give you the same hospitality we received in Moreno Valley and to continue our conversation about sister Cities. We are at your service.

Sincerely,


Gerardo Torres Ochoa

Cc: archivo

Portal Hidalgo S/N Col. Centro CP. 58600
Zacapu, Michoacán.
(436) 363 8400
presidenciazacapu@gmail.com

Attachment: Zacapu Follow up Letter (1980 : SISTER CITY PROGRAM UPDATE/ PROPOSED NEW CITY)



Report to City Council

TO: Mayor and City Council

FROM: Marshall Eyerman, Chief Financial Officer

AGENDA DATE: June 14, 2016

TITLE: DISCUSSION OF CITY USER FEE SCHEDULE FOR FISCAL YEAR 2016/17

RECOMMENDED ACTION

Recommendations: That the City Council:

1. Conduct a discussion on the proposed 2016/17 User Fee Schedule.

SUMMARY

The City of Moreno Valley is allowed to recover cost for certain services provided at the request the public. Based on California statutes, cities are able to recover up to the full cost of services which are provided based on voluntary requests from the public. Stipulations included regarding the charging of fees require that any revenues collected related to the provision of these services can only be used to offset costs related to the performance of the requested services or activities. Also the fees may not exceed the estimated reasonable cost of providing that service.

The findings from the cost analysis have been presented to the Finance Sub-Committee for review and comment at their meetings on February 24, 2016 and May 24, 2016. Staff also requested input from the Building Industry Association (BIA) and the National Association of Industrial and Office Parks (NAIOP).

The Finance Subcommittee has recommended that the proposed fees remain similar to current levels except for fees where the structure needed to be changed to accommodate a more efficient method for charging fees. The fees that experienced a modification of the structure were primarily permitting, plan check and inspection fees in the development services areas. The new fees were set at levels in a manner to achieve current levels of revenue that are being experienced by the development services areas, which in some instances are below full cost recovery.

DISCUSSION

In late 2014 the City began the study to determine the underlying costs associated with city services in order to establish a basis for setting the user fees for the coming year. NBS was hired to perform this cost analysis. With the completion of the cost analysis portion of the project, the City Council now has the ability to review the cost findings and establish the new user fee schedule. The last time a study of this type was conducted was 2006 with the fees implemented during FY 2008. Due to the amount of analysis that is required for this type of study, we have generally conducted a full study every 5 to 8 years.

In conjunction with the cost analysis, the City is in the process of implementing new development services software which is intended to leverage current technologies to streamline the permitting/inspection process. The cost analysis and the modification of the overall fee structure for some divisions reflect a structure which is intended to take advantage of the strength of the software and to allow the development, permitting and inspection processes to flow more efficiently, thus potentially saving time for both City staff and the development community. The new software implementation is tentatively scheduled to occur in late 2016/early 2017, following the adoption of the new user fee structure.

At the Finance Subcommittee meeting on February 24, 2016, staff presented a description of the cost analysis process, information related to state statutes addressing the setting of fees and the preliminary draft report based on the completed cost analysis and the maximum cost recovery amounts.

On April 27, 2016, the City met with representatives from the Building Industry Association of Southern California, Riverside County Chapter (BIA). The meeting was called to share the proposed methodology of the draft user fee study and discuss some concerns the BIA has regarding the City's building plan review and permit fees for single-family detached dwellings. As a result of the meeting, the BIA is in support of the shift from a valuation based fee structure to a time-motion system to more accurately develop appropriate cost recovery for City services. It was emphasized to the BIA that this new system will enhance the customer's experience with respect to process tracking, status updates, scheduling and access to key information. The system will also provide a tool to track time for all permit processes and enable the City to create a database of information for future fee schedule refinements.

The BIA will be recommending the City Council adopt the results of the user fee schedule methodology, but modified so that the resulting fee amounts for single-family detached dwellings remain equal to the current fee schedule. Additionally, the BIA will also be recommending that an adequate sampling of future time data on projects be utilized for the City to ultimately incorporate into future updates of the user fee schedule. Along with the aforementioned modifications, the BIA also supports the user fee study moving forward in a timely fashion to enable the City to progress with its implementation of new permit tracking software.

At the May 24, 2016 Finance Subcommittee meeting, the members reviewed additional comparative data and discussed strategies for implementing the new fee structure in a manner that would not raise the fee impact to developers but would still allow staff to move forward with the implementation of the new development permitting software. The recommendations from the committee were as follows:

- Implement the new structure for development fees.
- Keep all fees similar to current levels.
- Present the proposed revised fee schedule to the City Council in a Study Session.

FISCAL IMPACT

The fiscal impact for the adoption of the user fees will be determined based on the percentage of full costs recovery established by the City Council. Additionally, as most user fees are based on a request for service, any impacts of the user fees recovery levels may also be impacted by the number of future request for services.

PREPARATION OF STAFF REPORT

Prepared by:
Brooke McKinney,
Treasury Operations Division Manager

Department Head Approval:
Marshall Eyerman,
Chief Financial Officer/City treasurer

Concurred by:
Allen Brock,
Community Development Director

CITY COUNCIL GOALS

Revenue Diversification and Preservation. Develop a variety of City revenue sources and policies to create a stable revenue base and fiscal policies to support essential City services, regardless of economic climate.

ATTACHMENTS

1. Fee Study Methodology
2. DRAFT FY 2016-17 Fee Schedule
3. Dev Fee Analysis 6-14-2016
4. 10 Cities Comparison DRAFT

APPROVALS

Budget Officer Approval	<u>✓ Approved</u>	6/09/16 5:50 PM
City Attorney Approval	<u>✓ Approved</u>	6/09/16 5:26 PM
City Manager Approval	<u>✓ Approved</u>	6/09/16 5:52 PM

CITY OF MORENO VALLEY

USER FEE STUDY

Greta Davis, Financial Consulting

Draft Report Presentation
October, 2016



CITYWIDE USER FEE STUDY

- **User Fees:** Charges imposed for a service provided or required due to the request or action of an individual/entity or a voluntary request for services by the public
- **Regulatory Fees:** Charges imposed to recover costs associated with the City's power to govern certain activities

- ✓ Cost recovery opportunities
- ✓ Revenues implemented by City Council
- ✓ NOT: Taxes, Fines, Development Impact Fees, Utility Rates, etc.

FEE STUDY GOALS

- Understand the full cost of providing services
- Develop a Master Fee Schedule
- Develop and Document Cost Recovery Policy
 - CM-Media
 - City Clerk
 - FMS – Financial Ops/Treasury/Special Districts
 - CDD - Planning
 - CDD – Building and Safety
 - CED – Code and Neighborhood Svcs
 - Public Works
 - Fire
 - Police
 - Parks and Community Services
 - Library
 - Animal Services

USER FEE STUDY GUIDANCE

- ***Proposition 218 Section 6.2(b)2***
 - ✓ “Revenues derived from the fee or charge shall not be used for any purpose other than that for which the fee or charge was imposed”
 - ✓ Must Pair Revenues to Costs - *What are the Costs?*
- ***CA Government Code §66014(a)***
 - ✓ “Those fees may not exceed the estimated reasonable cost of providing the service for which the fee is charged”
 - ✓ Focus on “Estimated Reasonable”
- ***Proposition 26***
 - ✓ Article XIIC§1(e)(3) Inspections and Regulatory Permits are exempt ...however are still limited to the local government’s reasonable costs.

Fee Study Methodology - Defining “Total Cost”

COST COMPONENT

CONTENTS

DIRECT

Departmental Budget: Salaries and Benefits, Services and Supplies

INDIRECT

Departmental, and City-wide Overhead

**CROSS-
DEPARTMENTAL**

Review by other departments such as Community Development, Public Works & Police, etc.

**PLANS, POLICIES AND
PROCEDURE
MAINTENANCE AND
UPGRADE**

On-going and projected technology costs, General Plan update and maintenance, Imaging costs, etc.

Fee Study Methodology

Cost is computed by:

$$\begin{array}{r} \text{Productive Hourly Rate} \\ \times \text{ Hours to complete the task} \\ \hline = \text{ Cost} \end{array}$$

- The Key is the “***correct identification***” of the underlying components of rates and hours that gives the analysis structure and validity.

Fee Schedules and Policy Level Factors

Select Fee Structure

Flat Fees

Variable Fees Based on Project Characteristics

Variable Fees Based on Actual Time Tracked (with Deposits Managed as Needed)

Apply Cost Recovery Objectives

Full Cost Recovery

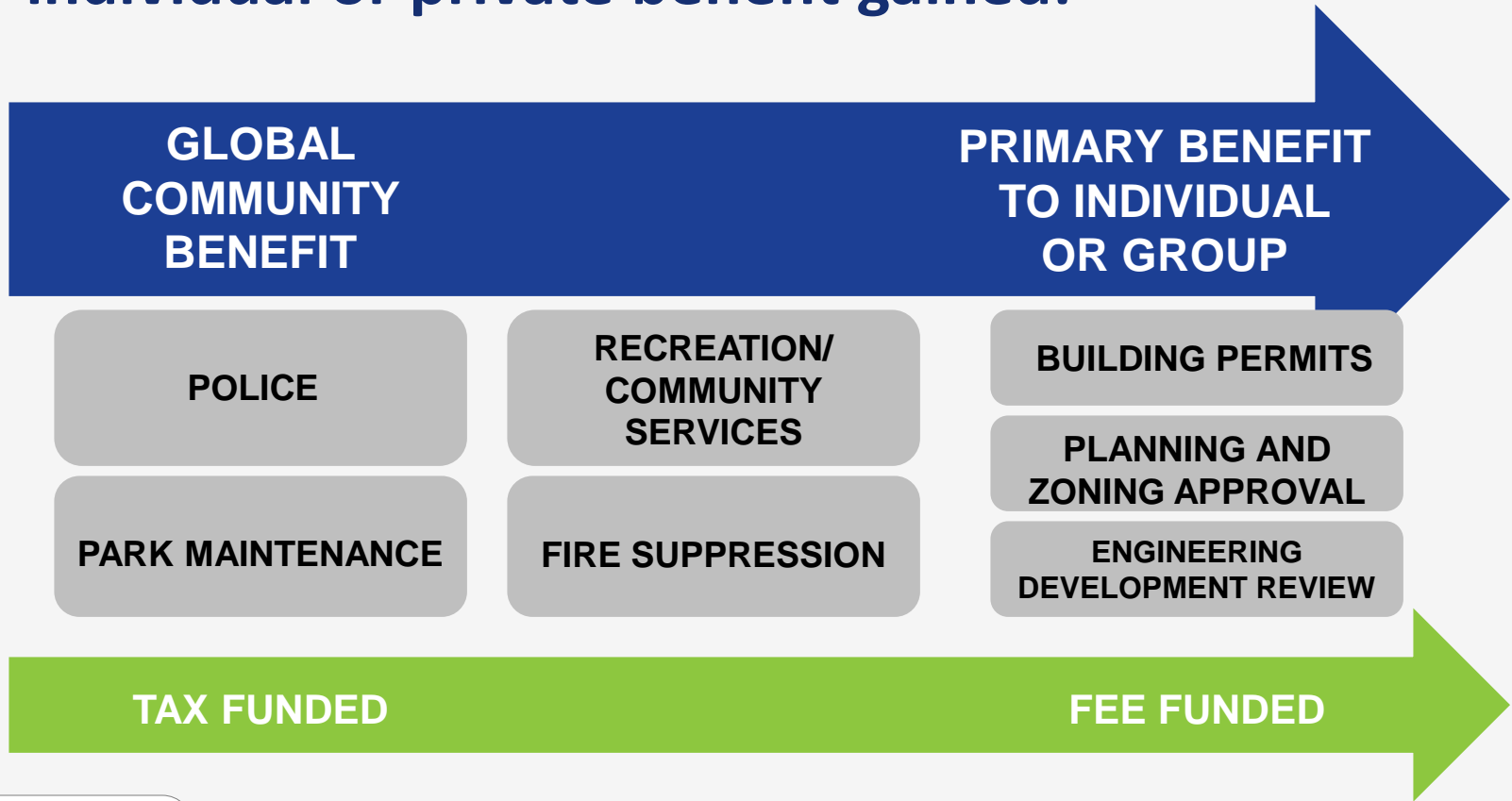
Fiscal Sustainability?
Specific Private Benefit?
Economic Development?
City Goals / Priorities?
Behavior Modification?
Compliance Concerns?
At-Large Public Benefit?

General Fund Subsidy

Attachment: Fee Study Methodology (2110 : DISCUSSION OF CITY USER FEE SCHEDULE

Fee Principles, Philosophy and Policy

- Fees should be assessed according to the individual or private benefit gained:



User Fee Study – Comparison Survey

- Often policy makers request a comparison of their jurisdiction's fees to surrounding communities with similar operations.
- The purpose of a comparison is to provide a sense of where Moreno Valley's fees fall in the fee spectrum and is used for informational purposes only.
- Comparative fee surveys **do not provide information about the cost recovery policies or procedures inherent in each comparison agency.**
- Overall, where a comparison of fee structures is possible, Moreno Valley tends to be in the low-middle range of fees for the cities surveyed.

Draft Summary Results for Current Fee Related Services

Department / Division	Estimated Annual Current Fee Revenue	Eligible Cost Recovery from User / Regulatory Fee Revenue	Annual Cost Recovery Surplus / (Deficit)	Current Cost Recovery %	Industry Trend/ Best Practice - Cost Recovery Percentage
CM-Media Services	\$ 702	\$ 3,333	\$ (2,631)	21%	75 - 100%
City Clerk	\$ 1,212	\$ 314	\$ 898	386%	75-100%; Some fees set by Govt Code
FMS - Financial Ops/ Treasury/ Special Districts	\$ 505,482	\$ 845,876	\$ (340,394)	60%	75 - 100%
CDD - Planning	\$ 1,715,302	\$ 4,237,248	\$ (2,521,946)	40%	75 - 100%
CDD - Building	\$ 1,231,923	\$ 1,957,052	\$ (725,129)	63%	100%, exception water heater permit
CDD - Code & Neighborhood Svcs	\$ 231,498	\$ 2,578,983	\$ (2,347,485)	9%	75 - 100%
Public Works	\$ 1,876,662	\$ 2,711,736	\$ (835,075)	69%	100%
Fire	\$ 1,209,493	\$ 1,387,972	\$ (178,479)	87%	75-100%
Police	\$ 445,283	\$ 564,612	\$ (119,329)	79%	100%; some exceptions such as CLETs, Sign-offs
Parks & Recreation	\$ 1,362,407	\$ 4,593,650	\$ (3,231,243)	30%	Adult - 25 - 50%; Youth and Seniors 0 - 25%; Social Services 0-25%
Library	\$ 67,129	\$ 413,724	\$ (346,594)	16%	0 - 25%
Animal Services	\$ 591,084	\$ 1,266,009	\$ (674,925)	47%	50-100%
Miscellaneous [1]	\$ -	\$ -	\$ -	n/a	Many fees set by Govt Code
Total	\$ 9,238,178	\$ 20,560,509	\$ (11,322,331)	45%	

Fee Study Best Management Practices:

- Comprehensive Fee Study every **3 - 5 years**
- More frequent study during:
 - ✓ economic downturn
 - ✓ budget and staffing changes
 - ✓ process improvements
- Annual increase mechanism (CPI vs. labor cost index)
- Combined Master Fee Schedule
- Established and documented **Cost Recovery Policy**



City of Moreno Valley

Schedule of City Fees, Charges and Rates

D R A F T
Fiscal Year 2016-17

Attachment: DRAFT FY 2016-17 Fee Schedule [Revision 1] (2110 : DISCUSSION OF CITY USER FEE

Section 1 - Administrative Services

<u>Animal Services</u>	<u>Unit</u>	<u>Current Fee</u>	<u>Proposed Fee</u>
Adoption Fee (Does not include the cost for spay/neuter)			
Dogs	Each	\$ 31.00	\$ 31.00
Cats	Each	\$ 20.00	\$ 20.00
Rabbit, Hamsters and Guinea Pigs	Each	\$ 10.00	\$ 10.00
Other Animals *	Each	\$ 10.00	\$ 10.00
* Fee for "Other Animals" not to exceed the fair market price			
Deposits (Refundable)			
Rabies Vaccination	Each	\$ 20.00	\$ 20.00
Spay & Neuter	Each	\$ 75.00	\$ 75.00
Owner Relinquishment			
Dog/Cat*	Each	\$ 23.00	\$ 23.00
Dog/Cat-Litter*	Each	\$ 23.00	\$ 23.00
Other Domestic*	Each	\$ 10.00	\$ 10.00
* Owner may be asked to pay for the cost of spay/neuter and/or vaccines			
** Out of area animals are accepted at the discretion of shelter staff based on adoptability and shelter population			
Owner Requested Companion Pet Euthanasia			
Small/Medium (0-50 lbs)	Each	\$ 23.00	\$ 23.00
Medium/Large (> 50 lbs)	Each	\$ 28.00	\$ 28.00
Litter (up to 8)	Each	\$ 23.00	\$ 23.00
Litter (each add'l >8)	Each	\$ 2.00	\$ 2.00
Deceased Animal Disposal			
Small/Medium (0-50 lbs)	Each	\$ 18.00	\$ 18.00
Medium/Large (51+ lbs)	Each	\$ 23.00	\$ 23.00
Animal Redemption			
1st Impound	Per Animal	\$ 27.00	\$ 27.00
2nd Impound	Per Animal	\$ 53.00	\$ 53.00
3rd Impound	Per Animal	\$ 80.00	\$ 80.00
More than 3 (each occurrence)*	Per Animal	See Note *	See Note *
Small Livestock **	Per Animal	\$ 31.00	\$ 31.00
Large Livestock **	Per Animal	\$ 61.00	\$ 61.00
Other (birds, reptiles, etc)	Per Animal	\$ 20.00	\$ 20.00
* Impound fee will increase by \$50 for each additional occurrence. For example the 4th occurrence would be \$125, the 5th occurrence would be \$175 etc.			
** Trailering Fee		\$ 61.00	\$ 61.00
		+ actual cost for ACO	+ actual cost for ACO

Attachment: DRAFT FY 2016-17 Fee Schedule [Revision 1] (2110 : DISCUSSION OF CITY USER FEE

Section 1 - Administrative Services

Animal Services

Boarding

	Unit	Current Fee	Proposed Fee
Dogs, Cats & Other	Per Day	\$ 6.00	\$ 6.00
Small Livestock	Per Day	\$ 8.00	\$ 8.00
Large Livestock	Per Day	\$ 11.00	\$ 11.00
Other Small Animals	Per Day	\$ 5.00	\$ 5.00
Special handling fee (Special handling relates to call that require additional Animal Control Officers or extraordinary circumstances such as badly decomposed, owned, deceased animals or transportation to a Veterinarian for sick/injured animals.)	Per Animal	\$ 21.00	\$ 21.00
Re-inspection Fee (Failed compliance on confinement/property inspections)	Per Inspection	\$ 52.00	\$ 52.00

Licensing

Dog (altered)	1 year	Each	\$ 15.00	\$ 15.00
	2 year	Each	\$ 27.00	\$ 27.00
	3 year	Each	\$ 34.00	\$ 34.00
Dog (unaltered)	1 year	Each	\$ 52.00	\$ 52.00
	2 year	Each	\$ 84.00	\$ 84.00
	3 year	Each	\$ 105.00	\$ 105.00
Potentially Dangerous/Vicious Economic Hardship* (altered only)		Each	\$ 105.00	\$ 105.00
		Each	\$ 6.00	\$ 6.00

Licensing (cont)

*Residents must provide proof that they earn 65% of the median income as set by HUD for the County of Riverside.

Late Fee	Each	\$ 20.00	\$ 20.00
Transfer Fee	Each	\$ 6.00	\$ 6.00
Lost Tag Replacement	Each	\$ 6.00	\$ 6.00

Kennel

Class I Dog	1 year	Each	\$ 137.00	\$ 137.00
	2 year	Each	\$ 200.00	\$ 200.00
Class II Dog	1 year	Each	\$ 205.00	\$ 205.00
	2 year	Each	\$ 266.00	\$ 266.00
Cattery	1 year	Each	\$ 137.00	\$ 137.00
	2 year	Each	\$ 200.00	\$ 200.00
Late Fee			\$ 65.00	\$ 65.00

Attachment: DRAFT FY 2016-17 Fee Schedule [Revision 1] (2110 : DISCUSSION OF CITY USER FEE

Section 1 - Administrative Services

Animal Services

Other Services

	<u>Unit</u>	<u>Current Fee</u>		<u>Proposed Fee</u>
Dog DA2PP Vaccination *	Each	\$ 10.00		\$ 10.00
Cat FVRCP Vaccination **	Each	\$ 10.00		\$ 10.00
Bordatella Vaccination	Each	\$ 10.00	See Note 1	\$ 10.00
Microchip (Owner to pay AKC registration fee)	Each	\$ 16.00		\$ 16.00

* DA2PP Vaccination- Distemper, Adeno-2, Parvo and Oanfluenza (commonly known as a 5 in 1)

** FVRCP Vaccination - Feline Viral Rhinotracheitus (FHV-1), Calicivirus and Panleukopenia (commonly known as a 4 in 1)

Trap Rental

Cat	Trap Rental	per Week	\$ 12.00	\$ 12.00
	Refundable Deposit		\$ 50.00	\$ 50.00
Dog	Trap Rental	per Week	\$ 21.00	\$ 21.00
	Refundable Deposit		\$ 150.00	\$ 150.00

Requests for Information	per Page	\$ 0.20		\$ 0.20
Pet Identification Tags	Each	\$5.50 - \$7.50		\$5.50 - \$7.50

Surcharges

Unlicensed Animal	Each	\$ 15.00		\$ 15.00
Un-altered Animal	Each	\$ 15.00		\$ 15.00
Out-of-area Service Request (for non-residents)	Each	\$ 26.00		\$ 26.00
Un-altered Kennel/Cattery	Each	\$ 52.00		\$ 52.00
Owner Field Service Request	Each	\$ 15.00		\$ 15.00
After Hours Emergency Field Response	Each	\$ 21.00		\$ 21.00

D R A F T

Attachment: DRAFT FY 2016-17 Fee Schedule [Revision 1] (2110 : DISCUSSION OF CITY USER FEE

Section 1 - Administrative Services

Unit
Current Fee
Proposed Fee

Animal Services

Municipal Code Reference	Violation	Offenses within a 36 month period		
		1st	2nd	3rd
10.02.020 A	Failure to License Dog/Wear License Tag	\$50.00	\$100.00	\$200.00
10.02.020 B	Failure to Vaccinate for Rabies	\$50.00	\$100.00	\$200.00
10.02.040	Failure to License Kennel/Cattery	\$100.00	\$200.00	\$500.00
10.02.130 A-G	Animal Cruelty-Minor Offense	\$100.00	\$200.00	\$500.00
10.02.130 A-G	Animal Cruelty-Major Offense	\$200.00	\$500.00	
10.02.090 N	Animal Abandonment	\$100.00	\$200.00	\$500.00
10.02.080 A,B	Animal at Large-Altered	\$50.00	\$100.00	\$200.00
10.02.080 A,B	Animal at Large-Unaltered	\$100.00	\$200.00	\$500.00
10.02.080 E	Animal at Large-Threat to Public Safety	\$200.00	\$500.00	\$500.00 (plus removal from City*)
10.02.100	Failure to Provide Proof of Spay/Neuter (spay/neuter deposit forfeited)	\$150.00		
10.02.160	Failure to Comply with Public Nuisance Remedial Requirements	\$100.00	\$200.00	\$500.00
10.02.240-270	Failure to Comply with Requirements for Potentially Dangerous or Vicious Animals	\$500.00	\$500.00	(plus removal from City*)
10.02.120	Failure to Quarantine/Produce the Animal/Concealing Information	\$100.00	\$200.00	\$500.00
10.02.110	Barking Dog	\$100.00	\$200.00	\$500.00
10.02.140 C,D	Interference with ACE or Tampering with Animal/Equipment	\$100.00	\$200.00	\$500.00
10.02.010	Failure to Pay for Services Rendered or Outstanding Fees	\$50.00	(plus outstanding balance)	
H&S 122335	Dog Tethering Violation	\$50.00	\$100.00	\$200.00
122220	Violation of Pet Protection Act (Businesses/Commercial Breeding)	\$50.00	\$200.00	\$500.00

* 10.02.160 B.8 Public Nuisance-Prohibit or regulate the acquiring and keeping within the city specified animals for a period of up to five years.

Note 1 - Any fees added to the Fee Schedule after November 2010 may not be automatically increased by CPI based on legal interpretation of Prop 26. This ruling does not include fees related to recreation programs, facility rental or utility operations.

Attachment: DRAFT FY 2016-17 Fee Schedule [Revision 1] (2110 : DISCUSSION OF CITY USER FEE

Section 1 - Administrative Services

Library

	Unit	Current Fee	Proposed Fee	
Replacement Library Card	Each	\$ 2.00	\$ 2.00	
Out of State Resident Card	Each	\$ 10.00	\$ 10.00	
Inter-Library Loan Overdue	per Day	\$ 2.00	\$ 2.00	
Floppy Disks (blank)	Each	\$ 1.00	\$ —	DELETE
Flash Drives & Earbuds	Each	\$ 5.00	\$ 5.00	
Replacement Bar Code	Each	\$ 1.00	\$ 1.00	
Account Printout	per Page	\$ 0.20	\$ —	DELETE
Printing - Black & White	per Page	\$ 0.20	\$ 0.20	
Printing - Color	per Page	\$ 0.75	\$ 0.75	
Copies - Black & White	per Page	\$ 0.15	\$ 0.15	
DRAFT				
<u>Faxes</u>				
Send/Receive Public Faxes - Local	per Page	\$ 1.00	\$ 1.00	
Domestic Long Distance Faxes	per Page	\$ 2.00	\$ 2.00	
International Long Distance Faxes	per Page	\$ 3.00	\$ 3.00	
Exam Proctoring-	per Exam	\$ 15.00	\$ —	DELETE
Lost Materials	per Item	Actual Cost +	Actual Cost +	
Lost Material Processing	per Item*	\$ 10.00	\$ 10.00	
* Except for uncataloged paperbacks, no processing fee				

Fines

Overdue Books

Adult	per Item per Day	\$ 0.50	\$ 0.50
Children	per Item per Day	\$ 0.25	\$ 0.25
Overdue Videos, Kits & Book Club Bags	per Item per Day	\$ 1.00	\$ 1.00
Overdue CDs	per Item per Day	\$ 0.50	\$ 0.50
Overdue Audiocassettes	per Item per Day	\$ 0.50	\$ 0.50

Attachment: DRAFT FY 2016-17 Fee Schedule [Revision 1] (2110 : DISCUSSION OF CITY USER FEE

Section 2 - City Clerk

	<u>Unit</u>	<u>Current Fee</u>	<u>Proposed Fee</u>
Agenda Subscription	per Year	\$ 108.00	\$ 108.00
Certification of Public Records	Each	\$ 6.00	\$ 6.00
Minutes Subscription	per Year	\$ 108.00	\$ 108.00
Municipal Code and Code Supplements	per Page	\$ 0.20 +mailing costs	\$ 0.20 +mailing costs
Nomination Papers Filing Fee	Each	\$ 25.00 Pursuant to §10228 of the CA Elections Code	\$ 10.00 Pursuant to §10228 of the CA Elections Code
Notice of Intent Filing Fee	Each	\$ 200.00 Pursuant to § 9202 of the CA Elections Code	\$ 200.00 Pursuant to § 9202 of the CA Elections Code
Audio Tape Recordings of Council Meetings	per Tape	\$ 2.00	\$ 2.00
Fair Political Practices Commission (FPPC)	per Page	\$ 0.10	\$ 0.10

D R A F T

Attachment: DRAFT FY 2016-17 Fee Schedule [Revision 1] (2110 : DISCUSSION OF CITY USER FEE

Section 3 - City Manager

	<u>Unit</u>	<u>Current Fee</u>	<u>Proposed Fee</u>
<u>Cable TV Administration and Production</u>			
Video Recordings of Council Meetings	per Tape	\$ 6.00	\$ 6.00
Recordings of Council Meetings on DVD	per DVD	\$ 2.00	\$ 2.00
Recording of Council Meetings on CD (Audio only MP3 file)	per CD	\$ 2.00	DELETE
DVD Copy of files			
Existing file	per DVD	\$ 2.00	\$ 2.00
Non-Existing file	per DVD	\$ 2.00	\$ 2.00
Blue Ray recordings	per Disk	\$ 2.00	\$ 2.00
Motion Picture Permit (includes permit & business license)	per Permit	\$ 393.00	\$ 393.00

D R A F T

Attachment: DRAFT FY 2016-17 Fee Schedule [Revision 1] (2110 : DISCUSSION OF CITY USER FEE

Section 4 - Community & Economic Development

Building and Safety

	Unit	Current Fee	Proposed Fee
Water Heater Permit	Each	\$ 60	\$ 60
Water Heater Permit Re-inspection	Each	\$ 60	\$ 60

Residential Tract Unit

Note: Residential tract plan check fees and residential tract housing inspection fees are based on the following tables:

1 Story Permit

<= 1,400 sq ft		\$ 480	\$ 480	DELETE
> 1,400 sq ft	per 50 sq ft	\$ 8	\$ 8	DELETE

1 Story Plan Check

<= 1,400 sq ft		\$ 680	\$ 680	DELETE
> 1,400 sq ft	per 50 sq ft	\$ 7	\$ 7	DELETE

1.5 Story Permit

<= 1,400 sq ft		\$ 556	\$ 556	DELETE
> 1,400 sq ft	per 50 sq ft	\$ 8	\$ 8	DELETE

1.5 Story Plan Check

<= 1,400 sq ft		\$ 840	\$ 840	DELETE
> 1,400 sq ft	per 50 sq ft	\$ 9	\$ 9	DELETE

2 Story Permit

<= 1,400 sq ft		\$ 675	\$ 675	DELETE
> 1,400 sq ft	per 50 sq ft	\$ 9	\$ 9	DELETE

2 Story Plan Check

<= 1,400 sq ft		\$ 840	\$ 840	DELETE
> 1,400 sq ft	per 50 sq ft	\$ 9	\$ 9	DELETE

Site Plan Approval Tract Only

per Unit	\$ 93	\$ 93	DELETE
----------	------------------	------------------	--------

Structural Alterations-Plan Check-Per Option

1 Story-

<= 1,400 sq ft		\$ 394	\$ 394	DELETE
> 1,400 sq ft	per 50 sq ft	\$ 3	\$ 3	DELETE

1.5 Story-

<= 1,400 sq ft		\$ 415	\$ 415	DELETE
> 1,400 sq ft	per 50 sq ft	\$ 5	\$ 5	DELETE

2 Story-

<= 1,400 sq ft		\$ 415	\$ 415	DELETE
> 1,400 sq ft	per 50 sq ft	\$ 5	\$ 5	DELETE

DRAFT

Section 4 - Community & Economic Development

		Current Fee	Proposed Fee	
Non-Structural Alterations-Plan Check-Per Option				
1-Story-				
<=1,400-sq-ft		\$ 165	\$ 165	DELETE
>1,400-sq-ft	per 50-sq-ft	\$ 2	\$ 2	DELETE
1.5-Story-				
<=1,400-sq-ft		\$ 205	\$ 205	DELETE
>1,400-sq-ft	per 50-sq-ft	\$ 2	\$ 2	DELETE
2-Story-				
<=1,400-sq-ft		\$ 205	\$ 205	DELETE
>1,400-sq-ft	per 50-sq-ft	\$ 2	\$ 2	DELETE

D R A F T

Section 4 - Community & Economic Development

NEW CONSTRUCTION MODIFIER TABLES:

Commercial Uses - Structural (All newly constructed or added space for non-residential occupancies classified as CBC Group III B, VA, VB classified as CBC group A, B, E, F, I, M, S, or other commercial occupancies not specifically addressed elsewhere in this Fee Schedule)

Square Footage:

		Current Fee	Proposed Fee	Current Fee	Proposed Fee	
		Plan Check		Inspection		
0 - 1,999	per project base @ 2,000 s.f.	\$ -	\$ 2,155	\$ -	\$ 1,850	NEW
2,000 - 4,999	per project base @ 2,000 s.f.	\$ -	\$ 2,155	\$ -	\$ 1,850	NEW
5,000 - 9,999	per project base @ 5,000 s.f.	\$ -	\$ 3,080	\$ -	\$ 2,620	NEW
10,000 - 24,999	per project base @ 10,000 s.f.	\$ -	\$ 4,155	\$ -	\$ 3,850	NEW
25,000 - 49,999	per project base @ 25,000 s.f.	\$ -	\$ 6,310	\$ -	\$ 4,620	NEW
50,000 plus	per project base @ 50,000 s.f.	\$ -	\$ 8,315	\$ -	\$ 6,465	NEW
> 50,000	add cost per sq. ft. modifier below to project base per s.f.		\$ 8,315		\$ 6,465	NEW
Modifier for > 50,000 sf	per s.f.	\$ -	0.17	\$ -	\$ 0.13	NEW

Commercial Uses - Structural (All newly constructed or added space for non-residential occupancies classified as CBC Group IIB, IIIA, IV classified as CBC group A, B, E, F, I, M, S, or other commercial occupancies not specifically addressed elsewhere in this Fee Schedule)

Square Footage:

0 - 1,999	per project base @ 2,000 s.f.	\$ -	\$ 2,695	\$ -	\$ 2,310	NEW
2,000 - 4,999	per project base @ 2,000 s.f.	\$ -	\$ 2,695	\$ -	\$ 2,310	NEW
5,000 - 9,999	per project base @ 5,000 s.f.	\$ -	\$ 3,850	\$ -	\$ 3,270	NEW
10,000 - 24,999	per project base @ 10,000 s.f.	\$ -	\$ 5,195	\$ -	\$ 4,810	NEW
25,000 - 49,999	per project base @ 25,000 s.f.	\$ -	\$ 7,890	\$ -	\$ 5,775	NEW
50,000 plus	per project base @ 50,000 s.f.	\$ -	\$ 10,390	\$ -	\$ 8,080	NEW
> 50,000	add cost per sq. ft. modifier below to project base per s.f.		\$ 10,390		\$ 8,080	NEW
Modifier for > 50,000 sf	per s.f.	\$ -	0.21	\$ -	\$ 0.16	NEW

Commercial Uses - Structural (All newly constructed or added space for non-residential occupancies classified as CBC Group IA, IB, IIA classified as CBC group A, B, E, F, I, M, S, or other commercial occupancies not specifically addressed elsewhere in this Fee Schedule)

Square Footage:

0 - 1,999	per project base @ 2,000 s.f.	\$ -	\$ 4,040	\$ -	\$ 3,465	NEW
2,000 - 4,999	per project base @ 2,000 s.f.	\$ -	\$ 4,040	\$ -	\$ 3,465	NEW
5,000 - 9,999	per project base @ 5,000 s.f.	\$ -	\$ 5,775	\$ -	\$ 4,910	NEW
10,000 - 24,999	per project base @ 10,000 s.f.	\$ -	\$ 7,795	\$ -	\$ 7,220	NEW
25,000 - 49,999	per project base @ 25,000 s.f.	\$ -	\$ 11,835	\$ -	\$ 8,660	NEW
50,000 plus	per project base @ 50,000 s.f.	\$ -	\$ 15,590	\$ -	\$ 12,125	NEW
> 50,000	add cost per sq. ft. modifier below to project base per s.f.		\$ 15,590		\$ 12,125	NEW
Modifier for > 50,000 sf	per s.f.	\$ -	0.31	\$ -	\$ 0.24	NEW

Attachment: DRAFT FY 2016-17 Fee Schedule [Revision 1] (2110 : DISCUSSION OF CITY USER FEE

Section 4 - Community & Economic Development

Residential and Multifamily Residential Uses - (All newly constructed or added space for residential occupancies construction type IIB, VA, VB classified as CBC Group R (except R-3), or other residential occupancies not specifically addressed elsewhere in this Fee Schedule)

		Current Fee	Proposed Fee	Current Fee	Proposed Fee	
		Plan Check		Inspection		
Square Footage:						
0 - 1,999	per project base @ 2,000 s.f.	\$ -	\$ 1,850	\$ -	\$ 2,310	NEW
2,000 - 4,999	per project base @ 2,000 s.f.	\$ -	\$ 1,850	\$ -	\$ 2,310	NEW
5,000 - 9,999	per project base @ 5,000 s.f.	\$ -	\$ 2,310	\$ -	\$ 4,620	NEW
10,000 - 24,999	per project base @ 10,000 s.f.	\$ -	\$ 3,370	\$ -	\$ 10,775	NEW
25,000 - 49,999	per project base @ 25,000 s.f.	\$ -	\$ 4,620	\$ -	\$ 16,625	NEW
50,000 plus	per project base @ 50,000 s.f.	\$ -	\$ 6,005	\$ -	\$ 18,475	NEW
> 50,000	add cost per sq. ft. modifier below to project base per s.f.		\$ 6,005		\$ 18,475	NEW
	Modifier for > 50,000 sf		0.12		\$ 0.37	NEW

Residential and Multifamily Residential Uses - (All newly constructed or added space for residential occupancies construction type IIB, IIIA, IV classified as CBC Group R (except R-3), or other residential occupancies not specifically addressed elsewhere in this Fee Schedule)

Square Footage:						
0 - 1,999	per project base @ 2,000 s.f.	\$ -	\$ 2,310	\$ -	\$ 2,885	NEW
2,000 - 4,999	per project base @ 2,000 s.f.	\$ -	\$ 2,310	\$ -	\$ 2,885	NEW
5,000 - 9,999	per project base @ 5,000 s.f.	\$ -	\$ 2,885	\$ -	\$ 5,775	NEW
10,000 - 24,999	per project base @ 10,000 s.f.	\$ -	\$ 4,235	\$ -	\$ 13,470	NEW
25,000 - 49,999	per project base @ 25,000 s.f.	\$ -	\$ 5,775	\$ -	\$ 20,785	NEW
50,000 plus	per project base @ 50,000 s.f.	\$ -	\$ 7,505	\$ -	\$ 23,090	NEW
> 50,000	add cost per sq. ft. modifier below to project base per s.f.		\$ 7,505		\$ 23,090	NEW
	Modifier for > 50,000 sf		0.15		\$ 0.46	NEW

Residential and Multifamily Residential Uses - (All newly constructed or added space for residential occupancies construction type IA, IB, IIA classified as CBC Group R (except R-3), or other residential occupancies not specifically addressed elsewhere in this Fee Schedule)

Square Footage:						
0 - 1,999	per project base @ 2,000 s.f.	\$ -	\$ 3,465	\$ -	\$ 4,330	NEW
2,000 - 4,999	per project base @ 2,000 s.f.	\$ -	\$ 3,465	\$ -	\$ 4,330	NEW
5,000 - 9,999	per project base @ 5,000 s.f.	\$ -	\$ 4,330	\$ -	\$ 8,660	NEW
10,000 - 24,999	per project base @ 10,000 s.f.	\$ -	\$ 6,350	\$ -	\$ 20,205	NEW
25,000 - 49,999	per project base @ 25,000 s.f.	\$ -	\$ 8,660	\$ -	\$ 31,175	NEW
50,000 plus	per project base @ 50,000 s.f.	\$ -	\$ 11,260	\$ -	\$ 34,640	NEW
> 50,000	add cost per sq. ft. modifier below to project base per s.f.		\$ 11,260		\$ 34,640	NEW
	Modifier for > 50,000 sf		0.23		\$ 0.69	NEW

Attachment: DRAFT FY 2016-17 Fee Schedule [Revision 1] (2110 : DISCUSSION OF CITY USER FEE

Section 4 - Community & Economic Development

Hazardous Use - (All newly constructed or added space for hazardous use occupancies Copnstruction types IIIB, VA, VB classified as CBC Group H.

		Current Fee	Proposed Fee		Current Fee	Proposed Fee	
		Plan Check			Inspection		
Square Footage:							
0 - 1,999	per project base @ 2,000 s.f.	\$ -	\$ 2,615		\$ -	\$ 2,310	NEW
2,000 - 4,999	per project base @ 2,000 s.f.	\$ -	\$ 2,615		\$ -	\$ 2,310	NEW
5,000 - 9,999	per project base @ 5,000 s.f.	\$ -	\$ 3,385		\$ -	\$ 3,080	NEW
10,000 - 24,999	per project base @ 10,000 s.f.	\$ -	\$ 4,465		\$ -	\$ 3,850	NEW
25,000 - 49,999	per project base @ 25,000 s.f.	\$ -	\$ 6,775		\$ -	\$ 5,390	NEW
50,000 plus	per project base @ 50,000 s.f.	\$ -	\$ 9,235		\$ -	\$ 6,465	NEW
> 50,000	add cost per sq. ft. modifier below to project base per s.f.	\$ -	\$ 9,235		\$ -	\$ 6,465	NEW
	Modifier for > 50,000 sf		0.18			\$ 0.13	

Hazardous Use - (All newly constructed or added space for hazardous use occupancies Copnstruction types IIB, IIIA, IV classified as CBC Group H.

Square Footage:							
0 - 1,999	per project base @ 2,000 s.f.	\$ -	\$ 3,270		\$ -	\$ 2,885	NEW
2,000 - 4,999	per project base @ 2,000 s.f.	\$ -	\$ 3,270		\$ -	\$ 2,885	NEW
5,000 - 9,999	per project base @ 5,000 s.f.	\$ -	\$ 4,235		\$ -	\$ 3,850	NEW
10,000 - 24,999	per project base @ 10,000 s.f.	\$ -	\$ 5,580		\$ -	\$ 4,810	NEW
25,000 - 49,999	per project base @ 25,000 s.f.	\$ -	\$ 8,465		\$ -	\$ 6,735	NEW
50,000 plus	per project base @ 50,000 s.f.	\$ -	\$ 11,545		\$ -	\$ 8,080	NEW
> 50,000	add cost per sq. ft. modifier below to project base per s.f.	\$ -	\$ 11,545		\$ -	\$ 8,080	NEW
	Modifier for > 50,000 sf		0.23			\$ 0.16	

Hazardous Use - (All newly constructed or added space for hazardous use occupancies Copnstruction types IA, IB, IIA classified as CBC Group H.

Square Footage:							
0 - 1,999	per project base @ 2,000 s.f.	\$ -	\$ 4,905		\$ -	\$ 4,330	NEW
2,000 - 4,999	per project base @ 2,000 s.f.	\$ -	\$ 4,905		\$ -	\$ 4,330	NEW
5,000 - 9,999	per project base @ 5,000 s.f.	\$ -	\$ 6,350		\$ -	\$ 5,775	NEW
10,000 - 24,999	per project base @ 10,000 s.f.	\$ -	\$ 8,370		\$ -	\$ 7,215	NEW
25,000 - 49,999	per project base @ 25,000 s.f.	\$ -	\$ 12,700		\$ -	\$ 10,100	NEW
50,000 plus	per project base @ 50,000 s.f.	\$ -	\$ 17,320		\$ -	\$ 12,125	NEW
> 50,000	add cost per sq. ft. modifier below to project base per s.f.	\$ -	\$ 17,320		\$ -	\$ 12,125	NEW
	Modifier for > 50,000 sf		0.35			\$ 0.24	

Attachment: DRAFT FY 2016-17 Fee Schedule [Revision 1] (2110 : DISCUSSION OF CITY USER FEE

Section 4 - Community & Economic Development

		Current Fee	Proposed Fee	Current Fee	Proposed Fee	
		Plan Check		Inspection		
Shell Buildings for all Commercial Uses - (The enclosure for all newly constructed or added space for non-residential occupancies construction type IIIB, VA, VB classified as CBC Group A, B, E, F, I, M, S, or other commercial occupancies not specifically addressed elsewhere in this Fee Schedule where the interior is not completed or occupiable)						
Square Footage:						
0 - 1,999	per project base @ 2,000 s.f.	\$ -	\$ 1,540	\$ -	\$ 1,540	NEW
2,000 - 4,999	per project base @ 2,000 s.f.	\$ -	\$ 1,540	\$ -	\$ 1,540	NEW
5,000 - 9,999	per project base @ 5,000 s.f.	\$ -	\$ 2,310	\$ -	\$ 1,850	NEW
10,000 - 24,999	per project base @ 10,000 s.f.	\$ -	\$ 2,770	\$ -	\$ 2,310	NEW
25,000 - 49,999	per project base @ 25,000 s.f.	\$ -	\$ 4,155	\$ -	\$ 3,080	NEW
50,000 plus	per project base @ 50,000 s.f.	\$ -	\$ 5,540	\$ -	\$ 3,850	NEW
> 50,000	add cost per sq. ft. modifier below to project base per s.f.	\$ -	\$ 5,540	\$ -	\$ 3,850	NEW
	Modifier for > 50,000 sf		0.11		\$ 0.08	

Shell Buildings for all Commercial Uses - (The enclosure for all newly constructed or added space for non-residential occupancies construction type IIB, IIIA, IV classified as CBC Group A, B, E, F, I, M, S, or other commercial occupancies not specifically addressed elsewhere in this Fee Schedule where the interior is not completed or occupiable)						
Square Footage:						
0 - 1,999	per project base @ 2,000 s.f.	\$ -	\$ 1,925	\$ -	\$ 1,925	NEW
2,000 - 4,999	per project base @ 2,000 s.f.	\$ -	\$ 1,925	\$ -	\$ 1,925	NEW
5,000 - 9,999	per project base @ 5,000 s.f.	\$ -	\$ 2,885	\$ -	\$ 2,310	NEW
10,000 - 24,999	per project base @ 10,000 s.f.	\$ -	\$ 3,465	\$ -	\$ 2,885	NEW
25,000 - 49,999	per project base @ 25,000 s.f.	\$ -	\$ 5,195	\$ -	\$ 3,850	NEW
50,000 plus	per project base @ 50,000 s.f.	\$ -	\$ 6,925	\$ -	\$ 4,810	NEW
> 50,000	add cost per sq. ft. modifier below to project base per s.f.	\$ -	\$ 6,925	\$ -	\$ 4,810	NEW
	Modifier for > 50,000 sf		0.14		\$ 0.10	

Shell Buildings for all Commercial Uses - (The enclosure for all newly constructed or added space for non-residential occupancies construction type IA, IB, IIA classified as CBC Group A, B, E, F, I, M, S, or other commercial occupancies not specifically addressed elsewhere in this Fee Schedule where the interior is not completed or occupiable)						
Square Footage:						
0 - 1,999	per project base @ 2,000 s.f.	\$ -	\$ 2,885	\$ -	\$ 2,885	NEW
2,000 - 4,999	per project base @ 2,000 s.f.	\$ -	\$ 2,885	\$ -	\$ 2,885	NEW
5,000 - 9,999	per project base @ 5,000 s.f.	\$ -	\$ 4,330	\$ -	\$ 3,465	NEW
10,000 - 24,999	per project base @ 10,000 s.f.	\$ -	\$ 5,195	\$ -	\$ 4,330	NEW
25,000 - 49,999	per project base @ 25,000 s.f.	\$ -	\$ 7,795	\$ -	\$ 5,775	NEW
50,000 plus	per project base @ 50,000 s.f.	\$ -	\$ 10,390	\$ -	\$ 7,215	NEW
> 50,000	add cost per sq. ft. modifier below to project base per s.f.	\$ -	\$ 10,390	\$ -	\$ 7,215	NEW
	Modifier for > 50,000 sf		0.21		\$ 0.14	

Attachment: DRAFT FY 2016-17 Fee Schedule [Revision 1] (2110 : DISCUSSION OF CITY USER FEE

Section 4 - Community & Economic Development

Tenant Improvement - (Remodeled space for non-residential occupancies
Construction Type: IIIB, VA, VB classified as CBC Group A, B, E, F, I, M, S, or other
commercial occupancies not specifically addressed elsewhere.)

Square Footage:

		Current Fee	Proposed Fee	Current Fee	Proposed Fee	
		Plan Check		Inspection		
0 - 1,999	per project base @ 2,000 s.f.	\$ -	\$ 1,540	\$ -	\$ 1,540	NEW
2,000 - 4,999	per project base @ 2,000 s.f.	\$ -	\$ 1,540	\$ -	\$ 1,540	NEW
5,000 - 9,999	per project base @ 5,000 s.f.	\$ -	\$ 1,850	\$ -	\$ 2,310	NEW
10,000 - 24,999	per project base @ 10,000 s.f.	\$ -	\$ 2,155	\$ -	\$ 2,770	NEW
25,000 - 49,999	per project base @ 25,000 s.f.	\$ -	\$ 3,080	\$ -	\$ 3,385	NEW
50,000	per project base @ 50,000 s.f.	\$ -	\$ 4,310	\$ -	\$ 4,310	NEW
> 50,000	add cost per sq. ft. modifier below to project base	\$ -	\$ 4,310	\$ -	\$ 4,310	NEW
	Modifier per s.f.		0.09		\$0.09	NEW

Tenant Improvement - (Remodeled space for non-residential occupancies
Construction Type: IIB, IIIA, IV classified as CBC Group A, B, E, F, I, M, S, or other
commercial occupancies not specifically addressed elsewhere.)

Square Footage:

0 - 1,999	per project base @ 2,000 s.f.	\$ -	\$ 1,925	\$ -	\$ 1,925	NEW
2,000 - 4,999	per project base @ 2,000 s.f.	\$ -	\$ 1,925	\$ -	\$ 1,925	NEW
5,000 - 9,999	per project base @ 5,000 s.f.	\$ -	\$ 2,310	\$ -	\$ 2,885	NEW
10,000 - 24,999	per project base @ 10,000 s.f.	\$ -	\$ 2,695	\$ -	\$ 3,465	NEW
25,000 - 49,999	per project base @ 25,000 s.f.	\$ -	\$ 3,850	\$ -	\$ 4,235	NEW
50,000	per project base @ 50,000 s.f.	\$ -	\$ 5,390	\$ -	\$ 5,390	NEW
> 50,000	add cost per sq. ft. modifier below to project base	\$ -	\$ 5,390	\$ -	\$ 5,390	NEW
	Modifier per s.f.		0.11		\$0.11	NEW

Tenant Improvement - (Remodeled space for non-residential occupancies
Construction Type: IA, IB, IIA classified as CBC Group A, B, E, F, I, M, S, or other
commercial occupancies not specifically addressed elsewhere.)

Square Footage:

0 - 1,999	per project base @ 2,000 s.f.	\$ -	\$ 2,885	\$ -	\$ 2,885	NEW
2,000 - 4,999	per project base @ 2,000 s.f.	\$ -	\$ 2,885	\$ -	\$ 2,885	NEW
5,000 - 9,999	per project base @ 5,000 s.f.	\$ -	\$ 3,465	\$ -	\$ 4,330	NEW
10,000 - 24,999	per project base @ 10,000 s.f.	\$ -	\$ 4,040	\$ -	\$ 5,195	NEW
25,000 - 49,999	per project base @ 25,000 s.f.	\$ -	\$ 5,775	\$ -	\$ 6,350	NEW
50,000	per project base @ 50,000 s.f.	\$ -	\$ 8,080	\$ -	\$ 8,080	NEW
> 50,000	add cost per sq. ft. modifier below to project base	\$ -	\$ 8,080	\$ -	\$ 8,080	NEW
	Modifier per s.f.		0.16		\$0.16	NEW

Attachment: DRAFT FY 2016-17 Fee Schedule [Revision 1] (2110 : DISCUSSION OF CITY USER FEE

Section 4 - Community & Economic Development

			Current Fee	Proposed Fee	Current Fee	Proposed Fee	
			Plan Check		Inspection		
Tenant Improvement - Hazardous Use (Remodeled space for non-residential occupancies IIIB, VA, VB classified as CBC Group H.)							
Square Footage:							
0 - 1,999	per project base @ 2,000 s.f.		\$ -	\$ 1,845	\$ -	\$ 1,690	NEW
2,000 - 4,999	per project base @ 2,000 s.f.		\$ -	\$ 1,845	\$ -	\$ 1,690	NEW
5,000 - 9,999	per project base @ 5,000 s.f.		\$ -	\$ 2,155	\$ -	\$ 2,465	NEW
10,000 - 24,999	per project base @ 10,000 s.f.		\$ -	\$ 2,465	\$ -	\$ 3,080	NEW
25,000 - 49,999	per project base @ 25,000 s.f.		\$ -	\$ 3,540	\$ -	\$ 3,850	NEW
50,000	per project base @ 50,000 s.f.		\$ -	\$ 4,620	\$ -	\$ 4,620	NEW
> 50,000	add cost per sq. ft. modifier below to project base		\$ -	\$ 4,620	\$ -	\$ 4,620	NEW
	Modifier per s.f.			0.09		\$0.09	NEW

Tenant Improvement - Hazardous Use (Remodeled space for non-residential occupancies IIB, IIIA, IV classified as CBC Group H.)							
Square Footage:							
0 - 1,999	per project base @ 2,000 s.f.		\$ -	\$ 2,310	\$ -	\$ 2,115	NEW
2,000 - 4,999	per project base @ 2,000 s.f.		\$ -	\$ 2,310	\$ -	\$ 2,115	NEW
5,000 - 9,999	per project base @ 5,000 s.f.		\$ -	\$ 2,695	\$ -	\$ 3,080	NEW
10,000 - 24,999	per project base @ 10,000 s.f.		\$ -	\$ 3,080	\$ -	\$ 3,850	NEW
25,000 - 49,999	per project base @ 25,000 s.f.		\$ -	\$ 4,425	\$ -	\$ 4,810	NEW
50,000	per project base @ 50,000 s.f.		\$ -	\$ 5,775	\$ -	\$ 5,775	NEW
> 50,000	add cost per sq. ft. modifier below to project base		\$ -	\$ 5,775	\$ -	\$ 5,775	NEW
	Modifier per s.f.			0.12		\$0.12	NEW

Tenant Improvement - Hazardous Use (Remodeled space for non-residential occupancies IA, IB, IIA classified as CBC Group H.)							
Square Footage:							
0 - 1,999	per project base @ 2,000 s.f.		\$ -	\$ 3,465	\$ -	\$ 3,175	NEW
2,000 - 4,999	per project base @ 2,000 s.f.		\$ -	\$ 3,465	\$ -	\$ 3,175	NEW
5,000 - 9,999	per project base @ 5,000 s.f.		\$ -	\$ 4,040	\$ -	\$ 4,620	NEW
10,000 - 24,999	per project base @ 10,000 s.f.		\$ -	\$ 4,620	\$ -	\$ 5,775	NEW
25,000 - 49,999	per project base @ 25,000 s.f.		\$ -	\$ 6,640	\$ -	\$ 7,215	NEW
50,000	per project base @ 50,000 s.f.		\$ -	\$ 8,660	\$ -	\$ 8,660	NEW
> 50,000	add cost per sq. ft. modifier below to project base		\$ -	\$ 8,660	\$ -	\$ 8,660	NEW
	Modifier per s.f.			0.17		\$0.17	NEW

Attachment: DRAFT FY 2016-17 Fee Schedule [Revision 1] (2110 : DISCUSSION OF CITY USER FEE

Section 4 - Community & Economic Development

One and Two Family Dwellings - (All newly constructed space for residential occupancies Construction Type: IIB, VA, VB classified as CBC Group R-3, or other similar residential occupancies not specifically addressed elsewhere in this Fee Schedule. This category includes the model home or a custom home project)

Square Footage:

		Current Fee	Proposed Fee	Current Fee	Proposed Fee	
		Plan Check		Inspection		
0 - 999	per project base @ 1,000 s.f.	\$ -	\$ 1,385	\$ -	\$ 2,310	NEW
1000 - 2,499	per project base @ 1,000 s.f.	\$ -	\$ 1,385	\$ -	\$ 2,310	NEW
2,500 - 3,999	per project base @ 2,500 s.f.	\$ -	\$ 2,000	\$ -	\$ 2,770	NEW
4,000 - 5,999	per project base @ 4,000 s.f.	\$ -	\$ 2,615	\$ -	\$ 3,080	NEW
6,000 - 7,999	per project base @ 6,000 s.f.	\$ -	\$ 3,080	\$ -	\$ 3,850	NEW
8,000	per project base @ 8,000 s.f.	\$ -	\$ 3,695	\$ -	\$ 4,310	NEW
> 8,000	add cost per sq. ft. modifier below to project base	\$ -	\$ 3,695	\$ -	\$ 4,310	NEW
	Modifier per s.f.		0.46		\$0.54	NEW

One and Two Family Dwellings - (All newly constructed space for residential occupancies Construction Type: IIB, IIIA, IV classified as CBC Group R-3, or other similar residential occupancies not specifically addressed elsewhere in this Fee Schedule. This category includes the model home or a custom home project)

Square Footage:

0 - 999	per project base @ 1,000 s.f.	\$ -	\$ 1,730	\$ -	\$ 2,885	NEW
1000 - 2,499	per project base @ 1,000 s.f.	\$ -	\$ 1,730	\$ -	\$ 2,885	NEW
2,500 - 3,999	per project base @ 2,500 s.f.	\$ -	\$ 2,500	\$ -	\$ 3,465	NEW
4,000 - 5,999	per project base @ 4,000 s.f.	\$ -	\$ 3,270	\$ -	\$ 3,850	NEW
6,000 - 7,999	per project base @ 6,000 s.f.	\$ -	\$ 3,850	\$ -	\$ 4,810	NEW
8,000	per project base @ 8,000 s.f.	\$ -	\$ 4,620	\$ -	\$ 5,390	NEW
> 8,000	add cost per sq. ft. modifier below to project base	\$ -	\$ 4,620	\$ -	\$ 5,390	NEW
	Modifier per s.f.		0.58		\$0.67	NEW

One and Two Family Dwellings - (All newly constructed space for residential occupancies Construction Type: IA, IB, IIA classified as CBC Group R-3, or other similar residential occupancies not specifically addressed elsewhere in this Fee Schedule. This category includes the model home or a custom home project)

Square Footage:

0 - 999	per project base @ 1,000 s.f.	\$ -	\$ 2,595	\$ -	\$ 4,330	NEW
1000 - 2,499	per project base @ 1,000 s.f.	\$ -	\$ 2,595	\$ -	\$ 4,330	NEW
2,500 - 3,999	per project base @ 2,500 s.f.	\$ -	\$ 3,750	\$ -	\$ 5,195	NEW
4,000 - 5,999	per project base @ 4,000 s.f.	\$ -	\$ 4,905	\$ -	\$ 5,775	NEW
6,000 - 7,999	per project base @ 6,000 s.f.	\$ -	\$ 5,775	\$ -	\$ 7,215	NEW
8,000	per project base @ 8,000 s.f.	\$ -	\$ 6,925	\$ -	\$ 8,080	NEW
> 8,000	add cost per sq. ft. modifier below to project base	\$ -	\$ 6,925	\$ -	\$ 8,080	NEW
	Modifier per s.f.		0.87		\$1.01	NEW

Residential Repeat / Subsequent Lot Plan Check	per project		\$ 305			NEW
---	-------------	--	--------	--	--	-----

Attachment: DRAFT FY 2016-17 Fee Schedule [Revision 1] (2110 : DISCUSSION OF CITY USER FEE

Section 4 - Community & Economic Development

Residential Remodels and Additions - (All newly constructed additions to, or remodeled areas of, residential occupancies Construction Type: IIIB, VA, VB classified as CBC Group R-3, or other similar residential occupancies not specifically addressed elsewhere in this Fee Schedule)

		Current Fee	Proposed Fee	Current Fee	Proposed Fee	
		Plan Check		Inspection		
Square Footage:						
0-199	per project base @ 200 s.f.	\$ -	\$ 615	\$ -	\$ 770	NEW
200 - 599	per project base @ 200 s.f.	\$ -	\$ 615	\$ -	\$ 770	NEW
600 - 999	per project base @ 600 s.f.	\$ -	\$ 920	\$ -	\$ 1,230	NEW
1,000 - 1,499	per project base @ 1,000 s.f.	\$ -	\$ 1,230	\$ -	\$ 1,540	NEW
1,500 - 1,999	per project base @ 1,500 s.f.	\$ -	\$ 1,850	\$ -	\$ 1,845	NEW
2,000	per project base @ 2,000 s.f.	\$ -	\$ 2,465	\$ -	\$ 2,310	NEW
> 2,000	add cost per sq. ft. modifier below to project base	\$ -	\$ 2,465	\$ -	\$ 2,310	NEW
	Modifier per s.f.		1.23		\$1.15	NEW

Residential Remodels and Additions - (All newly constructed additions to, or remodeled areas of, residential occupancies Construction Type: IIB, IIIA, IV classified as CBC Group R-3, or other similar residential occupancies not specifically addressed elsewhere in this Fee Schedule)

Square Footage:						
0-199	per project base @ 200 s.f.	\$ -	\$ 770	\$ -	\$ 960	NEW
200 - 599	per project base @ 200 s.f.	\$ -	\$ 770	\$ -	\$ 960	NEW
600 - 999	per project base @ 600 s.f.	\$ -	\$ 1,155	\$ -	\$ 1,540	NEW
1,000 - 1,499	per project base @ 1,000 s.f.	\$ -	\$ 1,540	\$ -	\$ 1,925	NEW
1,500 - 1,999	per project base @ 1,500 s.f.	\$ -	\$ 2,310	\$ -	\$ 2,310	NEW
2,000	per project base @ 2,000 s.f.	\$ -	\$ 3,080	\$ -	\$ 2,885	NEW
> 2,000	add cost per sq. ft. modifier below to project base	\$ -	\$ 3,080	\$ -	\$ 2,885	NEW
	Modifier per s.f.		1.54		\$1.44	NEW

Residential Remodels and Additions - (All newly constructed additions to, or remodeled areas of, residential occupancies Construction Type: IA, IB, IIA classified as CBC Group R-3, or other similar residential occupancies not specifically addressed elsewhere in this Fee Schedule)

Square Footage:						
0-199	per project base @ 200 s.f.	\$ -	\$ 1,155	\$ -	\$ 1,445	NEW
200 - 599	per project base @ 200 s.f.	\$ -	\$ 1,155	\$ -	\$ 1,445	NEW
600 - 999	per project base @ 600 s.f.	\$ -	\$ 1,730	\$ -	\$ 2,310	NEW
1,000 - 1,499	per project base @ 1,000 s.f.	\$ -	\$ 2,310	\$ -	\$ 2,885	NEW
1,500 - 1,999	per project base @ 1,500 s.f.	\$ -	\$ 3,465	\$ -	\$ 3,465	NEW
2,000	per project base @ 2,000 s.f.	\$ -	\$ 4,620	\$ -	\$ 4,330	NEW
> 2,000	add cost per sq. ft. modifier below to project base	\$ -	\$ 4,620	\$ -	\$ 4,330	NEW
	Modifier per s.f.		2.31		\$2.16	NEW

Attachment: DRAFT FY 2016-17 Fee Schedule [Revision 1] (2110 : DISCUSSION OF CITY USER FEE

Section 4 - Community & Economic Development

	Current Fee	Proposed Fee	Current Fee	Proposed Fee	
<u>Miscellaneous Permit Fees</u>	Plan Check		Inspection		
<i>MISCELLANEOUS PLAN CHECK FEE IS AS FOLLOWS, OR IF OUTSOURCED THE FEE IS THE CURRENT RATE CHARGED BY THE THIRD PARTY.</i>					
Accessory and Utility Uses (U Occupancy)					
500 s.f. or less	\$ -	\$ 616	\$ -	\$ 924	NEW
501 s.f. or more	\$ -	\$ 924	\$ -	\$ 924	NEW
Antenna					
Equipment Shelter (All Trades)	\$ -	\$ 924	\$ -	\$ 462	NEW
Cellular/Mobile Phone (All Trades)	\$ -	\$ 924	\$ -	\$ 693	NEW
Awning/Canopy	\$ -	\$ 308	\$ -	\$ 115	NEW
Carport	\$ -	\$ 462	\$ -	\$ 385	NEW
Certificate of Occupancy Inspection		Each	\$ 189	\$ 189	
Residential		Each	\$ -	\$ 115	
Commercial		Each	\$ -	\$ 115	
Change of Ownership		Each	\$ -	\$ 51	
Temporary Certificate of Occupancy (Non-Service Item)			\$ 628	\$ 628	
<i>Up to and including first 30 days</i>			\$ 628	\$ 628	
<i>Each subsequent 30 day period (Due in Advance)</i>			\$ 628	\$ 628	
Combination Wall (City Std) first 50 L.F.		Each	\$ -	\$ 466	NEW
Combination Wall (City Std) Each Addtl 50 L.F.		Each	\$ -	\$ 76	NEW
Combination Wall - first 50 L.F.		Each	\$ -	\$ 466	NEW
Combination Wall - Each Addtl 50 L.F.		Each	\$ -	\$ 76	NEW
Commercial Trailer		Each	\$ -	\$ 229	NEW
Deck - ground floor		Each	\$ -	\$ 229	NEW
Deck - (City Standard) second story and above		Each	\$ -	\$ 305	NEW
Deck - second story and above		Each	\$ -	\$ 305	NEW
Demolition		Each	\$ -	\$ 347	NEW
Freestanding Wall (wood frame) > 5'9" in height					
Pp to 100LF	\$ -	\$ 458	\$ -	\$ 119	NEW
Each additional 100 LF	\$ -	\$ -	\$ -	\$ 42	NEW

DRAFT

Attachment: DRAFT FY 2016-17 Fee Schedule [Revision 1] (2110 : DISCUSSION OF CITY USER FEE

Section 4 - Community & Economic Development

<u>Miscellaneous Permit Fees (Cont.)</u>		Current Fee	Proposed Fee	Current Fee	Proposed Fee	
		<u>Plan Check</u>		<u>Inspection</u>		
Freestanding Masonary Garden Wall (City Stnd) > 3 FT in height						
Up to 100LF		\$ -	\$ 42	\$ -	\$ 305	NEW
Each additional 100 LF		\$ -	\$ -	\$ -	\$ 76	NEW
Freestanding Wall (masonry or concrete) > 3 FT in height						
Up to 100LF		\$ -	\$ 153	\$ -	\$ 305	NEW
Each additional 100 LF		\$ -	\$ -	\$ -	\$ 76	NEW
Fireplace						
Masonry	Each	\$ -	\$ 305	\$ -	\$ 458	NEW
Pre-fabricated/Metal	Each	\$ -	\$ 305	\$ -	\$ 347	NEW
Flag Pole						
	Each	\$ -	\$ 305	\$ -	\$ 229	NEW
Garage/ Workshop (all trades included) (U Occ.)						
Up to 1,000 SF (U Occ.)	Each	\$ -	\$ 924	\$ -	\$ 693	NEW
1,001 - 3,000 SF (U Occ.)	Each	\$ -	\$ 1,232	\$ -	\$ 924	NEW
Greenhouse (All Trades)						
	Each	\$ -	\$ 619	\$ -	\$ 229	NEW
Light Pole (All Trades)						
Each additional pole	Each	\$ -	\$ -	\$ -	\$ 110	NEW
Mobile Home Set Up						
Perm Foundation	Each	\$ -	\$ 305	\$ -	\$ 458	NEW
Installation	Each	\$ -	\$ 153	\$ -	\$ 305	NEW
Site Prep	Each	\$ -	\$ 153	\$ -	\$ 153	NEW
Partition - Commercial, Interior up to 30 LF						
Each additional 30 LF	Each	\$ -	\$ -	\$ -	\$ 381	NEW
Partition - Residential, interior						
		\$ -	\$ 153	\$ -	\$ 347	NEW
Patio Cover Non-Enclosed (City Stnd)						
Non-Enclosed (City Stnd)						
Up to 300 SF	Each	\$ -	\$ 41	\$ -	\$ 230	NEW
Each additional 300 SF	Each	\$ -	\$ 74	\$ -	\$ 54	NEW
Non-Enclosed All Types						
Up to 300 SF	Each	\$ -	\$ 155	\$ -	\$ 230	NEW
Each additional 300 SF	Each	\$ -	\$ 74	\$ -	\$ 54	NEW
Enclosed, all types						
Up to 300 SF	Each	\$ -	\$ 230	\$ -	\$ 385	NEW
Each additional 300 SF	Each	\$ -	\$ 74	\$ -	\$ 54	NEW

DRAFT

Attachment: DRAFT FY 2016-17 Fee Schedule [Revision 1] (2110 : DISCUSSION OF CITY USER FEE

Section 4 - Community & Economic Development

		Current	Proposed	Current	Proposed	
		Fee	Fee	Fee	Fee	
		Plan Check		Inspection		
Miscellaneous Permit Fees (Cont)						
Photovoltaic System (Commercial) (All Trades)						
Up to 50 kw	Each	\$ -	\$ 466	\$ -	\$ 805	NEW
> 50 kw	Each	\$ -	\$ 1,042	\$ -	\$ 2,237	NEW
Photovoltaic System (Residential) (All Trades)						
No Fire Review	Each	\$ -	\$ 195	\$ -	\$ 534	NEW
With Fire Review	Each	\$ -	\$ 212	\$ -	\$ 263	NEW
Each additional hour	per Hour	\$ -	\$ -	\$ -	\$ 153	NEW
Replacement Lien Release (Non-Service Item)	Each	\$ -	\$ 153	\$ -	\$ -	NEW
Retaining Wall (City Std)						
First 50 LF	Each	\$ -	\$ 42	\$ -	\$ 381	NEW
Each additional 50 LF	Each	\$ -	\$ 42	\$ -	\$ -	NEW
Retaining Wall/Foundation Repair and Replacement						
First 50 l.f.	Each	\$ -	\$ 153	\$ -	\$ 381	NEW
Each additional 50 l.f.	Each	\$ -	\$ 42	\$ -	\$ 76	NEW
Re-Roof						
Re-Roof No sheathing	Each	\$ -	\$ 41	\$ -	\$ 155	NEW
Re-Roof with Sheathing	Each	\$ -	\$ 41	\$ -	\$ 230	NEW
Roof Structure Replacement (Residential)						
Up to 1,500 SF		\$ -	\$ 459	\$ -	\$ 385	NEW
Each additional 500 s.f.		\$ -	\$ 41	\$ -	\$ 115	NEW
Sales Office Conversion	Each	\$ -	\$ 153	\$ -	\$ 305	NEW
Sauna - Steam	Each	\$ -	\$ 229	\$ -	\$ 458	NEW
Seismic Retrofit/Strengthening per Plan	Each	\$ -	\$ 153	\$ -	\$ 458	NEW
Signs (All Trades)						
Wall Mounted Monument	Each	\$ -	\$ 153	\$ -	\$ 119	NEW
Monument	Each	\$ -	\$ 153	\$ -	\$ 229	NEW
Skylight						
Less than 10 SF	Each	\$ -	\$ 153	\$ -	\$ 229	NEW
Greater than 10 SF. or structural	Each	\$ -	\$ 153	\$ -	\$ 347	NEW
Spa or Hot Tub	Each	\$ -	\$ 153	\$ -	\$ 347	NEW
Special Events Permit Carnivals, etc.	Each	\$ -	\$ 153	\$ -	\$ 153	NEW
Storage/High Pile Racks						
First 100 LF		\$ -	\$ 153	\$ -	\$ 119	NEW
Each Additional 100 LF		\$ -	\$ 42	\$ -	\$ 119	NEW

Attachment: DRAFT FY 2016-17 Fee Schedule [Revision 1] (2110 : DISCUSSION OF CITY USER FEE

Section 4 - Community & Economic Development

<u>Miscellaneous Permit Fees (Cont)</u>		Current Fee	Proposed Fee	Current Fee	Proposed Fee	
		Plan Check		Inspection		
Swimming Pool/Spa (All Trades)						
Pre-fabricated (vinyl)	Each	\$ -	\$ 153	\$ -	\$ 576	NEW
Custom-built (gunite)	Each	\$ -	\$ 305	\$ -	\$ 805	NEW
Commercial Pool	Each	\$ -	\$ 610	\$ 635	\$ 1,076	NEW
Trash Enclosure	Each	\$ -	\$ 229	\$ -	\$ 534	NEW
Window or Door Replacement						
Up to 5		\$ -	\$ 76	\$ -	\$ 229	NEW
Over 5 (Each 5)		\$ -	\$ 42	\$ -	\$ 119	NEW
New Window (requires structural)						
Up to 5		\$ -	\$ 305	\$ -	\$ 576	NEW
Over 5 (Each 5)		\$ -	\$ 76	\$ -	\$ 42	NEW

Building Permit Fees

1997 Uniform Administrative Code fees

DELETE

Building Plan Check Fees

When building plans are required by the Building Official, plan check fees shall be equal to the building permit fee (100%) and shall be paid at the time of submitting plans, excluding the permit issuance fee.

DELETE

Electrical Permit Fees

1997 Uniform Administrative Code fees

Note: An Electrical Permit Fee is separate from, and in addition to, the fee for any other permit which may be required by other code provisions.

DELETE

Electrical Plan Check Fees

Whenever electrical plans are required by the Building Official, plan check fees shall be equal to the electrical permit (100%) and shall be paid at the time of submitting plans, excluding the permit fee.

DELETE

Mechanical Permit Fees

1997 Uniform Administrative Code fees

Note: A mechanical permit fee is separate from, and in addition to, the fee for any other permit, which may be required by other code provisions.

DELETE

Mechanical Plan Check Fees

Whenever mechanical plans are required by the Building Official, plan check fees shall be equal to the electrical permit (100%) and shall be paid at the time of submitting plans, excluding the permit fee.

DELETE

Plumbing Permit Fees

1997 Uniform Administrative Code fees

Note: A plumbing permit fee is separate from, and in addition to, the fee for any other permit, which may be required by other code provisions.

DELETE

D R A F T

Attachment: DRAFT FY 2016-17 Fee Schedule [Revision 1] (2110 : DISCUSSION OF CITY USER FEE

Section 4 - Community & Economic Development

Plumbing Plan Check Fees

Whenever plumbing plans are required by the Building Official, plan check fees shall be equal to the (100%) and shall be paid at the time of submitting plans, excluding the permit fee.

DELETE

Pool and Spa Permit Fees

1997 Uniform Administrative Code

DELETE

Pool and Spa Plan Check Fees

Whenever specific plans are required by the Building Official, plan check fees shall be equal to the electrical permit (100%) and shall be paid at the time of submitting plans, excluding the permit fee.

DELETE

Note: These fees do not include the permit fees for any parts of the pool and spa system which are subject to the requirements of other applicable codes.

<u>Mechanical, Plumbing and Electrical Permits</u>		Current Fee	Proposed Fee	Current Fee	Proposed Fee	
		Plan Check		Inspection		
Permit Processing / Filing Fee - Standard	per project	\$ -	\$ 51			NEW
Plan Review/Inspection	per hour	\$ -	\$ 154	\$	154	NEW
<hr/>						
Simple Project Inspection (includes up to 3 items marked as "Simple in the following list of project types):				\$ -	\$ 230	NEW
Simple Project Inspection - each additional item after 3				\$ -	\$ 51	NEW
<hr/>						
Complex Project Inspection (per individual item marked as "Complex" in the following list of project types):						
<hr/>						
Other Mechanical, Plumbing, or Electrical Inspections not otherwise	per hour			\$ -	\$ 153	NEW
<hr/>						
<u>Mechanical Permit Fees</u>						
Install/Relocate each HVAC forced air or gravity-type furnace or burner (including compressor, attached ducts, and vents) up to and including 100,000 Btu/hr	Complex			\$ -	\$ 230	NEW
Repair/alteration/addition to each heating appliance, refrigeration unit, cooling unit, absorption unit or each heating, cooling, absorption or evaporative cooling system, including installation of controls regulated by code.	Simple					NEW
<hr/>						
Install, relocate each boiler or compressor, up to and including 3 HP, or each absorption system up to and including 100,000 Btu/hr	Complex			\$ -	\$ 229	NEW
<hr/>						
Each air-handling unit, including attached ducts. (Note: this fee shall not apply to an air-handling unit which is a portion of a factory-assembled appliance, cooling unit, evaporative cooler, or absorption unit for which a permit is required elsewhere	Complex			\$ -	\$ 347	NEW

Attachment: DRAFT FY 2016-17 Fee Schedule [Revision 1] (2110 : DISCUSSION OF CITY USER FEE

Section 4 - Community & Economic Development

		Current Fee	Proposed Fee	Current Fee	Proposed Fee	
		Plan Check		Inspection		
Mechanical, Plumbing and Electrical Permits (Cont.)						
Each ventilation system which is not a portion of any heating or air conditioning system authorized by a permit.	Simple					NEW
Residential - installation of each hood which is served by mechanical exhaust, including the ducts for such hood	Simple					NEW
Commercial - installation of each hood which is served by mechanical exhaust, including the ducts for such hood	Complex	\$ -	\$ 270	\$ -	\$ 340	NEW
Each appliance or piece of equipment regulated by this code but not classed in other appliance categories, or for which no other fee is listed in the code	Simple					NEW
Plumbing and Gas Permit Fees						
Each plumbing fixture or trap or set of fixtures on one trap (including water, drainage, piping, and backflow protection therefore)	Simple					NEW
Each building sewer	Simple					NEW
Each building sewer - Septic	Complex	\$ -	\$ 45	\$ -	\$ 381	NEW
Each water heater and/or vent	Simple					NEW
Each industrial waste pretreatment interceptor including its trap and vent, excepting kitchen-type grease interceptors functioning as fixture traps	Complex	\$ -	\$ 45	\$ -	\$ 458	NEW
Installation, alteration, or repair of water piping and/or water treating equipment	Simple					NEW
Installation, alteration, or repair of gas piping and/or gas treating equipment	Simple					NEW
Repair or alteration of drainage or vent piping	Simple					NEW
Backflow devices not included in other fee services (e.g., building sewer) each unit	Simple					NEW
Gas test	Simple					NEW
Sewer lateral test	Simple					NEW
Electrical Permit Fees						
Swimming Pools						
All other types of swimming pools, therapeutic whirlpools, spas, and alterations to existing swimming pools	Simple			\$ -	\$ -	NEW
Temporary Power Service						
Temporary service power pole or pedestal, including all pole or pedestal-mounted receptacles and grounding	Simple			\$ -	\$ -	NEW

Attachment: DRAFT FY 2016-17 Fee Schedule [Revision 1] (2110 : DISCUSSION OF CITY USER FEE

Section 4 - Community & Economic Development

Mechanical, Plumbing and Electrical Permits (Cont.)		Current Fee	Proposed Fee	Current Fee	Proposed Fee	
		Plan Check		Inspection		
Temporary distribution system and temporary lighting and receptacle outlets for construction sites, decorative lighting, Christmas tree sales lots, etc.	Complex	\$ -	\$ 34	\$ -	\$ 119	NEW
15 or 20 amp - first 10 circuits	Simple					NEW
over 10 circuits	Simple					NEW
25 to 40 amp circuits	Simple					NEW
50 to 175 amp circuits	Simple					NEW
Receptacle, switch and lighting outlets at which current is used or controlled, except services, feeders and meters						NEW
First 10 (or portion thereof)	Simple					NEW
Each additional 10 (or fraction thereof)	Simple					NEW
Residential Appliances						
Fixed residential appliances or receptacle outlets for same, including wall-mounted electric ovens, counter mounted cooking tops, electric ranges, self-contained room console or through-wall air conditioners, space heaters, food waste grinders, dishwashers, washing machines, water heaters, clothes dryers, or other motor-operated appliances not exceeding one horsepower (HP) in rating.	Simple					NEW
Non-residential Appliances						
Residential appliances and self-contained factory-wired nonresidential appliances, including medical and dental devices, food, beverage, and ice cream cabinets; illuminated show cases, drinking fountains, vending machines, laundry machines, or other	Simple					NEW
Power Apparatus						
Motors, generators, transformers, rectifiers, synchronous converters, capacitors, industrial heating, air conditioners and heat pumps, cooking or baking equipment, and other apparatus, as follows: Note: these fees include all switches, circuit break	Simple					NEW
Busways						
Trolley and plug-in-type busways - each 100 l.f. or fraction thereof (An additional fee will be required for lighting fixtures, motors and other appliances that are connected to trolley and plug-in type busways. No fee is required for portable tools.	Simple					NEW
Signs, Outline Lighting, and Marquees						
Signs, Outline Lighting, or Marquees supplied from one branch circuit	Simple					NEW

DRAFT

Attachment: DRAFT FY 2016-17 Fee Schedule [Revision 1] (2110 : DISCUSSION OF CITY USER FEE

Section 4 - Community & Economic Development

<u>Mechanical, Plumbing and Electrical Permits (Cont)</u>		Current Fee	Proposed Fee	Current Fee	Proposed Fee	
		Plan Check		Inspection		
Additional branch circuits within the same sign, outline lighting system or marquee	Simple					NEW
New Services or Additional Panels						
600 volts or less and not over 200 amperes in rating	Complex	\$ -	\$ 74	\$ -	\$ 155	NEW
600 volts or less and over 200 amperes in rating	Complex	\$ -	\$ 74	\$ -	\$ 230	NEW
600 volts or over 1,000 amperes in rating	Complex	\$ -	\$ 74	\$ -	\$ 459	NEW

		Current Fee	Proposed Fee	
Miscellaneous Building Fees				
Minimum Hourly Rate	Each	\$ 157	\$ 154	
Permit Issuance	Fee	\$ 34	\$ 30	
Permit Renewal Fee		All or Portion of Original Fee will be charged, Manually enter dollar amount		NEW
Plan Check Renewal Fee		All or Portion of Original Fee will be charged, Manually enter dollar amount		NEW
Address Assignment				
1st Assignment (min 30 minute)		\$ 79	\$ 63	
2nd through 10th (add)		\$ 79		DELETE
Each Additional (add)		\$ 39		DELETE
Replacement Job Card		\$ 39	\$ 67	
Deferred Submittal Plan Check Fee (2 hr. min. = \$310)	per Hour	\$ -	\$ 310	NEW
Demand Letter	Each	\$ 157	\$ 161	
Updated Demand Letter	Each	\$ 157	\$ 161	
Expedited Plan Check Fee (As charged per current outsourced contract rate)	Each	\$ -	Actual Cost	NEW
Supplemental Inspection Fee (per 1 hour or portion thereof)	per Hour	\$ -	\$ 154	NEW
Supplemental Plan Review (per 1 hour or portion thereof)	per Hour	\$ -	\$ 154	NEW
Board of appeals	Each	\$ -	\$ 383	NEW
Investigative Fee	Each	\$ -	See Note	
For work that is under construction for which no permit has been obtained, the investigation fee shall be equal to the value set forth in this Resolution for permit fees (building, electrical, mechanical, plumbing, etc.). Plan Check fees may be assessed as directed by the Building Official.				
After-hours or Emergency Call-Out (2 hr. min. = \$310)	Each	\$ -	\$ 310	NEW
Special Inspector Registration	Each	\$ -	\$ 153	NEW
Training Surcharge (AB 717)		\$ 3	\$ 3	

Attachment: DRAFT FY 2016-17 Fee Schedule [Revision 1] (2110 : DISCUSSION OF CITY USER FEE

Section 4 - Community & Economic Development

	Current Fee	Proposed Fee	
Miscellaneous Building Fees (Cont.)			
Document Archive Fee	per Permit	10% of Plan Check Fee	10% of Plan Check Fee
Technology Maintenance Fee	\$ 3	\$ 3	
Research/Administration Fee			
First 15 minutes	No charge		DELETE
Each additional 30 minutes or fraction thereof	\$ — 79		DELETE
Re-inspection fees approved by the Building Official	per Hour	\$ — 157	DELETE
Inspections for which no fee is specifically identified	per Hour	\$ — 157	DELETE
Additional plan review required by changes, additions or revisions to approved plans or incomplete plan check re-submittal after 3 reviews	per Hour	\$ — 157	DELETE
Inspection outside of normal business hours (2 hr min) <small>*Or the fully burdened hourly rate cost to the City, whichever is greater</small>	per Hour	\$ — 157	* DELETE
Premium Inspection – During business hours (Inspection provided within 2 hours after payment)	per Hour	\$ — 157	DELETE
Lien Release – Initial Preparation		No Charge	DELETE
Replacement Lien Release		\$ — 79	DELETE
within 60 days of initial preparation		\$ — 157	DELETE
more than 60 days from initial preparation			
Transfer of Issued Permit to New Applicant with Job Card		\$ — 39	DELETE
Special Inspector Registration			
Initial Registration		\$ — 39	DELETE
Renewal/Addition of Certification		\$ — 16	DELETE
Alternate Means, Methods or Materials Review	Deposit	\$ — 628	-Actual charge is- DELETE
Counter Plan Check/Site Plan Approval (min 15 minutes)	per Hour	\$ — 157	DELETE
Plan Check			
Accessibility		10% of Plan Check Fee	DELETE
Green Code		10% of Plan Check Fee	DELETE
Energy Code		10% of Plan Check Fee	DELETE
Plan Check Solar PV System		\$ — 107	DELETE
Plan Check/Permit Extension		\$ — 16	DELETE
Revision of Approved Plans (min 1 hour)	per Hour	\$ — 157	DELETE
Inspections			
Accessibility		10% of Inspection Fee	DELETE
Green Code		10% of Inspection Fee	DELETE
Energy Code		10% of Inspection Fee	DELETE

DRAFT

Attachment: DRAFT FY 2016-17 Fee Schedule [Revision 1] (2110 : DISCUSSION OF CITY USER FEE

Section 4 - Community & Economic Development

<u>Code and Neighborhood Services</u>	<u>Unit</u>	<u>Current Fee</u>	<u>Proposed Fee</u>
Re-inspection Fee for Failed Compliance	Each	\$ 192.00	\$ 192.00
Nuisance Abatement Administrative Fee			
Level 1 (4 hrs or less)	Each	\$ 255.00	\$ 255.00
Level 2 (more than 4 hrs)	Hourly	\$ 94.00	\$ 94.00
Removal of Signs in Right-of-Way			
Sign Removal	Each	\$ 27.00	\$ 27.00
Surcharge on signs requiring special equipment or additional labor to remove	Each	\$ 56.00	\$ 56.00
		or actual cost of removal whichever is greater	or actual cost of removal whichever is greater
Lost or Stolen Parking Ticket Recovery	Each	\$ 11.00	\$ 11.00
Drive-off Parking Violation	Each	\$ 18.00	\$ 18.00
Department of Motor Vehicle (DMV) Hold	Each	\$ 10.00	\$ 10.00
		or current DMV rate	
Certificate of Correction		\$ 150.00	\$ 150.00
Rotational Tow Service Program			
Application	Each	\$ 2,998.00	\$ 2,998.00
Agreement	Deposit	\$ 5,000.00	\$ 5,000.00
		Actual charge is "fully burdened" rate charge	Actual charge is "fully burdened" rate charge
Rotational Tow Vehicle Release Fee	Each	\$ 79.00	\$ 79.00
Demand Letter (1 hr min)	per Hour	\$ 154.00	\$ 154.00
Updated Demand Letter (30 minute min)	per Hour	\$ 154.00	\$ 154.00
		Actual time spent	Actual time spent
Lien Release - Initial Preparation		No Charge	No Charge
Replacement Lien Release			
within 60 days of initial preparation		\$ 77.00	\$ 77.00
more than 60 days from initial preparation		\$ 154.00	\$ 154.00
Photo Identification Card	Each	\$ 5.00	\$ 5.00
Code & Neighborhood Services Fully Burdened Average Hourly Rate		\$ 155.00	\$ 155.00

Attachment: DRAFT FY 2016-17 Fee Schedule [Revision 1] (2110 : DISCUSSION OF CITY USER FEE

Section 4 - Community & Economic Development

<u>Planning</u>	<u>Unit</u>	<u>Current Fee</u>	<u>Proposed Fee</u>
Annexation Process and Environmental Review	Deposit	\$ 5,000.00	\$ 5,000.00
Appeal		\$ 750.00	\$ 750.00
Change of Zone	Deposit	\$ 3,500.00	\$ 3,500.00
Conditional Use Permit	Includes 3 reviews	\$ 10,926.00	\$10,926.00
Additional Reviews	Each	\$ -	\$ 945.00
Conditional Use Permit: Admin & Existing Structure	Includes 3 reviews	\$ 6,365.00	\$ 6,365.00
Additional Reviews	Each	\$ -	\$ 540.00
Conditional Use Permit (Com/Ind)	per Acre	\$ 91.00	DELETE
Conditional Use Permit: Amended CUP/Substantial Conformance	Includes 3 reviews	\$ 5,875.00	\$ 5,875.00
Additional Reviews	Each	\$ -	\$ 540.00
Custom Home Review		\$ 1,108.00	\$ 1,108.00
Additional Reviews	Each	\$ -	\$ 250.00
Development Agreement	Deposit	\$ 7,400.00	\$ 7,400.00
Development Agreement Amendment	Deposit	\$ 3,225.00	\$ 3,225.00
Development Agreement Annual Review	Deposit	\$ 1,000.00	\$ 1,000.00
Development Code Amendment	Deposit	\$ 5,000.00	\$ 5,000.00

Attachment: DRAFT FY 2016-17 Fee Schedule [Revision 1] (2110 : DISCUSSION OF CITY USER FEE

Section 4 - Community & Economic Development

	<u>Unit</u>	<u>Current Fee</u>		<u>Proposed Fee</u>	
<u>Planning</u>					
<u>Environmental Review</u>					
EIR Report Preparation	Deposit	\$ 7,000.00	Actual charge is "fully burdened" rate charge	\$ 7,000.00	Actual charge is "fully burdened" rate charge
Expanded Initial Study / Expanded Project Review	Deposit	\$ 3,000.00	Actual charge is "fully burdened" rate charge	\$ 3,000.00	Actual charge is "fully burdened" rate charge
Environmental Assessment		\$ 1,054.00		\$ 1,054.00	
Environmental Mitigation Monitoring	Deposit	\$ 3,500.00	Actual charge is "fully burdened" rate charge	\$ 3,500.00	Actual charge is "fully burdened" rate charge
Extension of Time		\$ 3,611.00		\$ 3,611.00	
Fully Burdened Hourly Rate	Per Hour	\$ 176.00	See Note 1	\$ 166.00	
General Plan Amendment	Deposit	\$ 3,500.00	Actual charge is "fully burdened" rate charge	\$ 3,500.00	Actual charge is "fully burdened" rate charge
Home Occupation Permit		\$ 95.00		\$ 95.00	
<u>Plan Check and Inspection</u>					
Residential					
1-4 Lots (1 st through 3 rd Review)		\$ 680.00		\$ 680.00	
5 or more Lots and Multi-Family (1 st through 3 rd Review)		\$ 1,017.00		\$ 1,017.00	
Commercial/Industrial (1 st through 3 rd Review)		\$ 1,017.00		\$ 1,017.00	
Re-inspection/Residential Front Yard Landscape Plancheck fee		\$ 180.00		\$ 180.00	
4th and subsequent (Land Development Reviews)	Per Sheet	\$ 88.00		\$ 83.00	
4th and subsequent (All Other Reviews)		100% of original fee		100% of original fee	
Concurrent processing		Base Fee + 30% See Note 1		Base fee + 30%	
Land Development Reviews	Per Sheet	\$ 88.00		\$ 83.00	
Development Impact Fee Processing	Per Hour	\$ 176.00		\$ 176.00	
Newspaper Notice		\$ 285.00		\$ 285.00	
Phasing Map		\$ 2,553.00		\$ 2,553.00	

DRAFT

Attachment: DRAFT FY 2016-17 Fee Schedule [Revision 1] (2110 : DISCUSSION OF CITY USER FEE

Section 4 - Community & Economic Development

	<u>Unit</u>	<u>Current Fee</u>		<u>Proposed Fee</u>	
<u>Planning</u>					
<u>Planning Letter</u>					
Basic		\$ 114.00		\$ 114.00	
Interpretation and Research Required	Deposit	\$ 250.00	Actual charge is "fully burdened" rate charge	\$ 250.00	Actual charge is "fully burdened" rate charge
Planning Review of Building Permits		\$ 182.00	+5% of plan check fee		DELETE
Counter Review		\$ -		\$ 182.00	NEW
Counter Approval		\$ -		\$ 182.00	NEW
Residential					
1-4 lots		\$ -		\$ 182.00	NEW
5+ lots & Multi-Family		\$ -		\$ 182.00	NEW
Commercial & Industrial		\$ -		\$ 182.00	NEW
<u>Plot Plan</u>					
With hearing		\$ 11,637.00	Plus applicable environmental review, notice, posting and acreage/per unit fees	\$11,637.00	Plus applicable environmental review, notice, posting and acreage/per unit fees
(Note: More than one may be charged for projects with multiple buildings or parcels)					
Without hearing (notice)		\$ 8,113.00	Plus applicable environmental review, notice, posting and acreage/per unit fees	\$ 8,113.00	Plus applicable environmental review, notice, posting and acreage/per unit fees
Without hearing (no notice)		\$ 4,315.00		\$ 4,315.00	
Amended plot plan/substantial conformance		\$ 4,709.00		\$ 4,709.00	
Multi-Family	per Unit	\$ 42.00			DELETE
Plot Plan Conditional Use Permit (Com/Ind)	per Acre	\$ 91.00			DELETE
Administrative (Includes second units)		\$ 850.00		\$ 850.00	
Property Posting	(Cost should reflect actual cost of thriday party vendor costs)		\$140 per street frontage + \$75 per project		\$235 per street frontage + \$75 per project
Pre-application Review		\$ 784.00		\$ 784.00	
Renewal Fee			50% of original fee		50% of original fee
Reversion to Acreage	Deposit	\$ 1,500.00	Actual charge is "fully burdened" rate charge	\$ 1,500.00	Actual charge is "fully burdened" rate charge
<u>Signs</u>					
Banner		\$ 43.00		\$ 43.00	
Permit: Wall		\$ 121.00		\$ 121.00	
Permit: Monument		\$ 483.00		\$ 483.00	
Permit: Pole and Freeway		\$ 809.00		\$ 809.00	

Attachment: DRAFT FY 2016-17 Fee Schedule [Revision 1] (2110 : DISCUSSION OF CITY USER FEE

Section 4 - Community & Economic Development

	<u>Unit</u>	<u>Current Fee</u>		<u>Proposed Fee</u>	
<u>Planning</u>					
Review Program	Deposit	\$ 1,300.00	Actual charge is "fully burdened" rate charge	\$ 1,300.00	Actual charge is "fully burdened" rate charge
Program Amendment Review	Deposit	\$ 975.00	Actual charge is "fully burdened" rate charge	\$ 975.00	Actual charge is "fully burdened" rate charge
Special Event Permit		\$ 36.00		\$ 36.00	
New sign program for existing development	Deposit	\$ -		\$ 100.00	NEW
Specific Plan	Deposit	\$ 17,000.00	Actual charge is "fully burdened" rate charge	\$17,000.00	Actual charge is "fully burdened" rate charge
Specific Plan Amendment	Deposit	\$ 8,000.00	Actual charge is "fully burdened" rate charge	\$ 8,000.00	Actual charge is "fully burdened" rate charge
Subdivision Sales Office (Trailer) and Model Home Complexes-Temporary		\$ 1,055.00		\$ 1,055.00	
Temporary Use Permits		\$ 329.00		\$ 329.00	
<u>Tentative Parcel Map</u>					
Residential additional lot	per Lot	\$ 9,049.00 + \$ 116.00	+ applicable environmental review and applicable notice and posting fees.	\$ 9,049.00 + \$ 116.00	+ applicable environmental review and applicable notice and posting fees.
Commercial additional lot	per Lot	\$ 9,806.00 + \$ 116.00	+ applicable environmental review and applicable notice and posting fees.	\$ 9,806.00 + \$ 116.00	+ applicable environmental review and applicable notice and posting fees.

D R A F T

Section 4 - Community & Economic Development

Planning

Tentative Parcel Map (Cont.)

	<u>Unit</u>	<u>Current Fee</u>	<u>Proposed Fee</u>
Waiver	Deposit	\$ 1,000.00	\$ 1,000.00
		Actual charge is "fully burdened" rate charge plus applicable notice and posting fees.	Actual charge is "fully burdened" rate charge plus applicable notice and posting fees.
Tentative Tract or Condo Map additional lot	per Lot	\$ 11,307.00 + \$ 96.00	\$11,307.00 + \$ 96.00
		+ applicable environmental review and applicable notice and posting fees.	+ applicable environmental review and applicable notice and posting fees.
Tentative Tract or Parcel Map Revised		\$ 5,721.00	\$ 5,721.00
		Plus applicable notice and posting fees	Plus applicable notice and posting fees
<u>Variance from Standards</u>			
Public Hearing Variance		\$ 3,663.00	\$ 3,663.00
		Plus applicable notice and posting fees	Plus applicable notice and posting fees
Administrative Variance		\$ 663.00	\$ 663.00

Notes: DRAFT

The environmental review fee shall be charged only one time for concurrently filed major developmental review applications. For example, the fee for a concurrently filed Parcel Map and Plot Plan will be the sum of the respective fees minus one environmental review fee.

Fees for quasi-public uses shall be reduced by 25%.

Note 1 - Any fees added to the Fee Schedule after November 2010 may not be automatically increased by CPI based on legal interpretation of Prop 26. This ruling does not include fees related to recreation programs, facility rental or utility operations.

Section 5 - Financial & Management Services

	Unit	Current Fee	Proposed Fee
<u>Financial Operations</u>			
Annual City Budget*	Each	\$ 10	DELETE
Comprehensive Annual Financial Report (CAFR)*	Each	\$ 10	DELETE
<i>(*Hard copies of the CAFR and Budget will be available while supply lasts)</i>			

The Annual City Budget and the CAFR are also available on the City's website at the following links:

Budget http://www.moval.org/city_hall/departments/admin/budgetoffice.shtml

CAFR http://www.moval.org/city_hall/departments/admin/financial-ops.shtml

Financial Resources

Loan Subordination Fee	Each	\$ -	\$ 6/0
Neighborhood Preservation Revitalization Program Housing Inspection Minimum Permit Fees (all types of permits)	Each	\$ 1,557	\$ 1,557
Housing Assistance Financial Analysis Charge		City Cost	City Cost

Treasury Operations

Collection of Returned Check	Each	\$ 33	\$ 33
<u>Business License</u>			
Application	per License	\$ 60	DELETE
	per License	\$ 61	DELETE
	per License	\$ 60	\$ 60
Vehicle Tag	per Tag	\$ 6	\$ 6
License for Farmers Market at Towngate Mall	Per Vendor Per Day	\$ 5	\$ 5
License for single day events	Per Vendor Per Day	\$ 5	\$ 5
<i>(Note: Licenses for single day events must be reviewed and approved by the Chief Financial Officer)</i>			
Reprint of License	Each	\$ 5	\$ 5
Business Listing	Each	\$ 20	\$ 20
Photo Identification Card	Each	\$ 5	\$ 5

Attachment: DRAFT FY 2016-17 Fee Schedule [Revision 1] (2110 : DISCUSSION OF CITY USER FEE

Section 5 - Financial & Management Services

Current
Fee

Electric Utility

PLAN CHECKING AND INSPECTION/TESTING FEES

Upon submittal of improvement plan(s) for a project's electrical distribution system, line extension facilities and/or structures for plan review, the submittal shall be accompanied with a deposit of an amount equal to 3.25% of the engineer's estimated construction costs for improvements. Prior to second submittal of improvement plans, the City Engineer will approve a final cost for improvements and a plan review fee will be established. From this final fee, the deposit will be deducted. This fee shall be paid prior to the second submittal of the improvement plan(s).

Improvement Plans (Total cost of construction)

Off-Site & On-Site 1-3 submittals	4.00%
First \$20,000	3.50%
Next \$80,000	3.25%
Over \$100,000	
4th and subsequent submittals per sheet	\$248/ sheet or as directed by City Engineer

Revisions (Improvement Plans)

Minor per sheet	\$ 261.00
Major per sheet (minimum fee)	\$ 269.00

Inspection and Testing (Total cost of construction)

Off-Site & On-Site	
First \$20,000	4.00%
Next \$80,000	3.50%
Over \$100,000	3.25%

DRAFT

RATE SCHEDULE & CHART OF CHARGES AND FEES

The chart of Moreno Valley Electric Utility charges and fees are located in the *City of Moreno Valley Electric Service Rules, Fees and Charges* document. Moreno Valley Electric Utility rates are located in the *Moreno Valley Electric Rates* document. Both documents are approved by the City Council under separate consideration and are available online at http://www.moval.org/resident_services/utilities/rate-tariff.shtml or from the MVU Office.

Attachment: DRAFT FY 2016-17 Fee Schedule [Revision 1] (2110 : DISCUSSION OF CITY USER FEE

Section 6 - Fire

	Unit	Current Fee	Proposed Fee	Current Fee	Proposed Fee
<u>Pre-Development</u>					
Annexation Agreement	Deposit	\$ 94	\$ 94		
Community Care Facility (Pre-inspection)					
-25 or less		\$ 50	\$ 50	State Mandated	DELETE
-26 or more		\$ 100	\$ 100	State Mandated	DELETE
Revised Tentative Parcel Map		\$ 451	\$ 451		
Fuel Modification Plan		\$ 106	\$ 106		DELETE
Fire Protection Plan		\$ 346	\$ 346		DELETE
Alternate methods and materials (4 hrs. min.)		\$ 106	\$ 106		
Consultant Fire Plan Review			Actual Consultant cost + 20% Admin fee		NEW
3rd review and subsequent submittals	per Hour	\$ 106	\$ 106		
Expedited/Overtime Plan Review	per Hour	\$ 225	\$ 225		
OTC/Misc Plan Revisions Review		\$ 106	\$ 106		
OTC/Misc Revisions		\$ 106	\$ 106		
<u>Architectural / Development</u>					
<u>Plan Check and Inspections</u>					
	Unit	Plan Check		Inspection	
A-1 <= 10,000 SF		\$ 660		\$ 634	DELETE
A-1 > 10,000 SF		\$ 819		\$ 847	DELETE
A-2, 2.1 <= 10,000 SF		\$ 555		\$ 529	DELETE
A-2, 2.1 > 10,000 SF		\$ 714		\$ 741	DELETE
A-3 <= 10,000 SF		\$ 555		\$ 583	DELETE
A-3 > 10,000 SF		\$ 660		\$ 634	DELETE
A-4 <= 5000 SF		\$ 450		\$ 529	DELETE
A-4 > 5000 SF		\$ 504		\$ 583	DELETE
A-5 <= 5000 SF		\$ 436		\$ 513	DELETE
A-5 > 5000 SF		\$ 490		\$ 565	DELETE
A-TI-0-5000 SF		\$ 345		\$ 423	DELETE
A-TI-5001-25,000 SF		\$ 450		\$ 529	DELETE
A-TI > 25,001 SF		\$ 555		\$ 583	DELETE
B-0-5000 SF		\$ 186		\$ 247	DELETE
B-5001-50,000 SF		\$ 290		\$ 423	DELETE
B > 50,000 SF		\$ 396		\$ 583	DELETE
B-TI-0-5000 SF		\$ 160		\$ 219	DELETE

Attachment: DRAFT FY 2016-17 Fee Schedule [Revision 1] (2110 : DISCUSSION OF CITY USER FEE

DRAFT

Section 6 - Fire

<u>Plan Check and Inspections (Cont)</u>	<u>Unit</u>	<u>Current</u>	<u>Proposed</u>	<u>Current</u>	<u>Proposed</u>	
		<u>Fee</u>	<u>Fee</u>	<u>Fee</u>	<u>Fee</u>	
		<u>Plan Check</u>		<u>Inspection</u>		
B-TI-5001-50,000-SF		\$ 211		\$ 318		DELETE
B-TI->50,000-SF		\$ 290		\$ 396		DELETE
E-1,2-0-2000-SF (private schools only)		\$ 238		\$ 371		DELETE
E-1,2-2001-20,000-SF (private schools only)		\$ 290		\$ 423		DELETE
E-1,2->20,000-SF (private schools only)		\$ 450		\$ 504		DELETE
E-1,2-TI-0-2000-SF (private schools only)		\$ 106		\$ 219		DELETE
E-1,2-TI-2001-20,000-SF (private schools only)		\$ 160		\$ 247		DELETE
E-1,2-TI->20,000-SF (private schools only)		\$ 211		\$ 273		DELETE
E-3-0-1000-SF (private schools only)		\$ 133		\$ 219		DELETE
E-3-1001-20,000-SF (private schools only)		\$ 238		\$ 450		DELETE
E-3->20,000-SF (private schools only)		\$ 290		\$ 504		DELETE
E-3-TI-0-1000-SF (private schools only)		\$ 106		\$ 193		DELETE
E-3-TI-1001-20,000-SF (private schools only)		\$ 133		\$ 219		DELETE
E-3-TI->20,000-SF (private schools only)		\$ 160		\$ 247		DELETE
F,M,S-0-5000-SF		\$ 238		\$ 371		DELETE
F,M,S-5001-12,500-SF		\$ 345		\$ 423		DELETE
F,M,S-12,501-100,000-SF		\$ 396		\$ 529		DELETE
F,M,S->100,000-SF		\$ 450		\$ 634		DELETE
F,M,S-TI-0-5000-SF		\$ 160		\$ 247		DELETE
F,M,S-TI-5001-12,500-SF		\$ 186		\$ 318		DELETE
F,M,S-TI-12,501-100,000-SF		\$ 238		\$ 345		DELETE
F,M,S-TI->100,000-SF		\$ 290		\$ 371		DELETE
H-1,2,3,7-0-1000-SF		\$ 345		\$ 396		DELETE
H-1,2,3,7-1001-2,500-SF		\$ 396		\$ 423		DELETE
H-1,2,3,7-2,501-10,000-SF		\$ 504		\$ 529		DELETE
H-1,2,3,7->10,000-SF		\$ 634		\$ 634		DELETE
H-1,2,3,7-TI-0-1000-SF		\$ 238		\$ 345		DELETE
H-1,2,3,7-TI-1001-2,500-SF		\$ 290		\$ 371		DELETE
H-1,2,3,7-TI-2,501-10,000-SF		\$ 345		\$ 396		DELETE
H-1,2,3,7-TI->10,000-SF		\$ 396		\$ 423		DELETE
H-4,5,6-0-1000-SF		\$ 265		\$ 396		DELETE
H-4,5,6-1001-2,500-SF		\$ 371		\$ 423		DELETE
H-4,5,6-2,501-10,000-SF		\$ 476		\$ 476		DELETE
H-4,5,6->10,000-SF		\$ 609		\$ 529		DELETE
H-4,5,6-TI-0-1000-SF		\$ 211		\$ 345		DELETE
H-4,5,6-TI-1001-2,500-SF		\$ 265		\$ 371		DELETE
H-4,5,6-TI-2,501-10,000-SF		\$ 318		\$ 396		DELETE
H-4,5,6-TI->10,000-SF		\$ 371		\$ 423		DELETE
L-0-1,000-SF		\$ 335		\$ 383		DELETE

DRAFT

Attachment: DRAFT FY 2016-17 Fee Schedule [Revision 1] (2110 : DISCUSSION OF CITY USER FEE

Section 6 - Fire

Plan Check and Inspections (Cont)

Unit	Current Fee	Proposed Fee	Current Fee	Proposed Fee	
	Plan Check		Inspection		
L-1,001-2,500 SF	\$ 385		\$ 411		DELETE
L-2,501-10,000 SF	\$ 490		\$ 513		DELETE
L->10,000 SF	\$ 616		\$ 616		DELETE
L-T.I. 0-1,000 SF	\$ 231		\$ 335		DELETE
L-T.I. 1,001-2,500 SF	\$ 282		\$ 359		DELETE
L-T.I. 2,501-10,000 SF	\$ 335		\$ 385		DELETE
L-T.I. >10,000 SF	\$ 385		\$ 411		DELETE
I-Occupancies		\$ 350		\$ 417	DELETE
R-1, 2-0-5000 SF	\$ 238		\$ 345		DELETE
R-1, 2-5001-25,000 SF	\$ 290		\$ 371		DELETE
R-1, 2->25,001 SF	\$ 345		\$ 423		DELETE
R-3 Model 1-5 homes	\$ 186		\$ 247		DELETE
R-3 Model >6 homes	\$ 238		\$ 299		DELETE
R-3 Custom (1-2 units)	\$ 160		\$ 239		DELETE
U-Occupancy	\$ 160		\$ 211		DELETE
Shell 0-50,000 SF	\$ 1,058		\$ 926		DELETE
Shell > 50,000 SF	\$ 350		\$ 350		DELETE
High-rise (4 floors or greater)	\$ 350		\$ 362		DELETE

Deposit

Deposit

Deposit

Residential and Multifamily Residential Uses - (All newly constructed or added space for residential occupancies classified as CBC Group R (except R-3), or other residential occupancies not specifically addressed elsewhere in this Fee Schedule)

Square Footage:

0 - 1,999	\$ -	\$ 150	\$ -	\$ 150	NEW
2,000 - 4,999	\$ -	\$ 187	\$ -	\$ 187	NEW
5,000 - 9,999	\$ -	\$ 225	\$ -	\$ 225	NEW
10,000 - 24,999	\$ -	\$ 300	\$ -	\$ 300	NEW
25,000 - 49,999	\$ -	\$ 375	\$ -	\$ 375	NEW
50,000 - 100,000	\$ -	\$ 450	\$ -	\$ 450	NEW
> 100,000	\$ -	\$ 600	\$ -	\$ 600	NEW

Attachment: DRAFT FY 2016-17 Fee Schedule [Revision 1] (2110 : DISCUSSION OF CITY USER FEE

D R A F T

Section 6 - Fire

Plan Check and Inspections (Cont)

NEW CONSTRUCTION, ADDITIONS, AND MAJOR REMODELS

	Current Fee	Proposed Fee	Current Fee	Proposed Fee	
	Plan Check		Inspection		
Hazardous Use - (All newly constructed or added space for hazardous use occupancies classified as CBC Group H.)					
Square Footage:					
0 - 1,999	\$ -	\$ 187	\$ -	\$ 187	NEW
2,000 - 4,999	\$ -	\$ 300	\$ -	\$ 300	NEW
5,000 - 9,999	\$ -	\$ 412	\$ -	\$ 412	NEW
10,000 - 24,999	\$ -	\$ 525	\$ -	\$ 525	NEW
25,000 - 49,999	\$ -	\$ 637	\$ -	\$ 637	NEW
50,000 - 100,000	\$ -	\$ 750	\$ -	\$ 750	NEW
> 100,000	\$ -	\$ 900	\$ -	\$ 900	NEW
Shell Buildings for all Commercial Uses - (The enclosure for all newly constructed or added space for non-residential occupancies classified as CBC Group A, B, E, F, I, M, S, or other commercial occupancies not specifically addressed elsewhere in this Fee Schedule where the interior is not completed or occupiable)					
Square Footage:					
0 - 1,999	\$ -	\$ 150	\$ -	\$ 150	NEW
2,000 - 4,999	\$ -	\$ 187	\$ -	\$ 187	NEW
5,000 - 9,999	\$ -	\$ 225	\$ -	\$ 225	NEW
10,000 - 24,999	\$ -	\$ 300	\$ -	\$ 300	NEW
25,000 - 49,999	\$ -	\$ 375	\$ -	\$ 375	NEW
50,000 - 100,000	\$ -	\$ 450	\$ -	\$ 450	NEW
> 100,000	\$ -	\$ 600	\$ -	\$ 600	NEW
Buildings for all Commercial Uses - (The enclosure for all newly constructed or added space for non-residential occupancies classified as CBC Group A, B, E, F, I, M, S, or other commercial occupancies not specifically addressed elsewhere in this Fee Schedule where the interior is completed and occupiable)					
Square Footage:					
0 - 1,999	\$ -	\$ 150	\$ -	\$ 150	NEW
2,000 - 4,999	\$ -	\$ 187	\$ -	\$ 225	NEW
5,000 - 9,999	\$ -	\$ 225	\$ -	\$ 337	NEW
10,000 - 24,999	\$ -	\$ 300	\$ -	\$ 450	NEW
25,000 - 49,999	\$ -	\$ 375	\$ -	\$ 562	NEW
50,000 - 100,000	\$ -	\$ 450	\$ -	\$ 675	NEW
> 100,000	\$ -	\$ 600	\$ -	\$ 600	NEW

D R A F T

Attachment: DRAFT FY 2016-17 Fee Schedule [Revision 1] (2110 : DISCUSSION OF CITY USER FEE

Section 6 - Fire

Plan Check and Inspections (Cont)

NEW CONSTRUCTION, ADDITIONS, AND MAJOR REMODELS

Tenant Improvement - (Remodeled space for non-residential occupancies classified as CBC Group A, B, E, F, I, M, R, S, or other commercial occupancies not specifically addressed elsewhere.) - *B occupancy used for current fee

Square Footage:	Current Fee		Proposed Fee		
	Plan Check	Inspection	Plan Check	Inspection	
0 - 1,999	\$ -	\$ 150	\$ -	\$ 150	NEW
2,000 - 4,999	\$ -	\$ 187	\$ -	\$ 225	NEW
5,000 - 9,999	\$ -	\$ 225	\$ -	\$ 337	NEW
10,000 - 24,999	\$ -	\$ 300	\$ -	\$ 450	NEW
25,000 - 49,999	\$ -	\$ 375	\$ -	\$ 562	NEW
50,000 - 100,000	\$ -	\$ 450	\$ -	\$ 675	NEW
> 100,000	\$ -	\$ 600	\$ -	\$ 600	NEW

Tenant Improvement - Hazardous Use - (Remodeled space for non-residential occupancies classified as CBC Group H.)

Square Footage:	Current Fee		Proposed Fee		
	Plan Check	Inspection	Plan Check	Inspection	
0 - 1,999	\$ -	\$ 150	\$ -	\$ 150	NEW
2,000 - 4,999	\$ -	\$ 225	\$ -	\$ 225	NEW
5,000 - 9,999	\$ -	\$ 337	\$ -	\$ 337	NEW
10,000 - 24,999	\$ -	\$ 450	\$ -	\$ 450	NEW
25,000 - 49,999	\$ -	\$ 562	\$ -	\$ 562	NEW
50,000 - 100,000	\$ -	\$ 675	\$ -	\$ 675	NEW
> 100,000	\$ -	\$ 825	\$ -	\$ 825	NEW

DRAFT

Fire Development

Development Plan Check and Inspection

Fire Sprinklers

Sprinkler System New 1-100 heads	\$ 239		\$ 557	DELETE
Sprinkler System New > 100 heads	\$ 373		NA	DELETE
Sprinkler System New 101-300 heads	NA		\$ 610	DELETE
Sprinkler System New 301-700 heads	NA		\$ 664	DELETE
Sprinkler System New > 700 heads	NA		\$ 716	DELETE
Sprinkler TI 1-10 heads	\$ 160		\$ 239	DELETE
Sprinkler TI 11-50 heads	\$ 186		\$ 451	DELETE
Sprinkler TI 51-100 heads	\$ 239		\$ 505	DELETE
Sprinkler TI > 100 heads	\$ 265		\$ 557	DELETE
New 13, 13R Fire Sprinkler System (base fee)		\$ 525	\$ -	NEW
New 13, 13R Fire Sprinkler System (per sprinkler head)		\$ -	\$ 7	NEW
New 13D Fire Sprinkler System (base fee)		\$ 225	\$ -	NEW
New 13D Fire Sprinkler System (per sprinkler head) (each separate plan type)		\$ -	\$ 7	NEW

Attachment: DRAFT FY 2016-17 Fee Schedule [Revision 1] (2110 : DISCUSSION OF CITY USER FEE

Section 6 - Fire

Development Plan Check and Inspection (Cont.)

	Current Fee	Proposed Fee	Current Fee	Proposed Fee	
	Plan Check		Inspection		
TI 13, 13R Fire Sprinkler System (base fee)		\$ 375			NEW
TI 13, 13R Fire Sprinkler System (per sprinkler head)			\$	7	NEW
TI 13D Fire Sprinkler System (base fee)		\$ 187			NEW
TI 13D Fire Sprinkler System (per sprinkler head)			\$	7	NEW

Alarms

Alarm New 1-10 Initiating Devices with notification	\$ 160		\$ 346		DELETE
Alarm New 11-50 Initiating Devices with notification	\$ 239		\$ 373		DELETE
Alarm New 51-100 Initiating Devices with notification	\$ 293		\$ 424		DELETE
Alarm New > 100 Initiating Devices with notification	\$ 346		\$ 505		DELETE
Alarm TI 1-10 Initiating Devices with notification	\$ 134		\$ 293		DELETE
Alarm TI 11-50 Initiating Devices with notification	\$ 160		\$ 319		DELETE
Alarm TI 51-100 Initiating Devices with notification	\$ 212		\$ 373		DELETE
Alarm TI > 100 Initiating Devices with notification	\$ 293		\$ 424		DELETE
New Fire Alarm System (base fee)		\$ 525		\$ -	NEW
New Fire Alarm System (per initiating or notification device)		\$ -		\$ 7	NEW
TI Fire Alarm System (base fee)		\$ 375		\$ -	NEW
TI Fire Alarm System (per initiating or notification device)		\$ -		\$ 7	NEW
Monitoring Only	\$ 157	\$ 150	\$ 200	\$ 150	
Residential Sprinkler 13R Family 1-2 units	\$ 239		\$ 530		DELETE
Residential Sprinkler 13D Single Family 1-2 units	\$ 186		\$ 530		DELETE
Residential Sprinkler 13R Multi Family up to 4 stories	\$ 319		\$ 664		DELETE

Water Systems Permits

ESFR			NA		DELETE	
Underground		per Connection	\$ 239	\$ 225	\$ 646	\$ 300
Fire Pump		per Pump	\$ 293	\$ 450	\$ 293	\$ 375
Emergency Underground Repair			\$ -	\$ 225	\$ -	\$ 450
Underground Hydrant			\$ 186		\$ 646	
Underground Combo Up to 4 Connections			\$ 346		\$ 725	
Aboveground Tank(Temporary)			\$ 265	\$ 225	\$ 530	\$ 225
Standpipes/Hose Valves			\$ 398	\$ 225	\$ 301	\$ 300

Fire Protection Systems

Special Extinguishing Systems (e.g. FM-200, Dry Chem, Spray Mist or other)		per System	\$ -	\$ 412	\$ -	\$ 225
Smoke Control - Rationale Analysis and Plan Review			\$ -	\$ 1,050	\$ -	\$ 900
Foam/Liquid System Inspection			NA		\$ 353	
Dry Chemical System Inspection			NA		\$ 248	
CO2 System Inspection			NA		\$ 248	
Inert Gas System Inspection			NA		\$ 248	
FM200 Clean Agent System			NA		\$ 248	

Attachment: DRAFT FY 2016-17 Fee Schedule [Revision 1] (2110 : DISCUSSION OF CITY USER FEE

Section 6 - Fire

Development Plan Check and Inspection (Cont.)

		Current Fee	Proposed Fee	Current Fee	Proposed Fee	
		Plan Check		Inspection		
Other Systems						
Hood and Duct	per System	\$ 160	\$ 160	\$ 220	\$ 220	
Ovens, industrial baking or drying per oven, furnace or kiln Special Equip. (New Construction)		\$ 134	\$ 134	\$ 193	\$ 193	
Dust Collection Special Equipment		\$ 160	\$ 160	\$ 193	\$ 193	
Solar Photovoltaic Systems						
Residential		\$ 200	\$ 150	\$ 157	\$ -	
Commercial		\$ -		\$ -	\$ 150	
Up To 50 kw		\$ -	\$ -		\$ 83	NEW
> 50 kw		\$ -	\$ -		\$ 185	NEW
Regulated Refrigeration per system		\$ 160	\$ 160	\$ 301	\$ 301	DELETE
Refrigeration System <500 lbs	per System	\$ 160	\$ 160	\$ 299	\$ 299	NEW
Refrigeration System ≥500 lbs	per System	\$ 161	\$ 161	\$ 300	\$ 300	NEW
Spray Booth		\$ 161	\$ 161	\$ 301	\$ 301	
Medical Gases Special System		\$ 186	\$ 186	\$ 193	\$ 193	DELETE
Industrial Gases Special System		\$ 239	\$ 239	\$ 301	\$ 301	DELETE
Liquefied Petroleum Gases Special System >500-gal		\$ 239	\$ 239	\$ 353	\$ 353	
Gas Ssystems (Med, Gas, Industrial Gas, LPG)		\$ -	\$ 450	\$ -	\$ 300	NEW
Emergency Responder Radio Coverage		\$ -	\$ 600	\$ -	\$ 354	NEW
Generator/Cell Sites		\$ -	\$ 241	\$ -	\$ 355	NEW
Battery System		\$ 238	\$ 238	\$ 67	\$ 67	
Haz-Mat						
Chem Class < 10 Chemicals		\$ -	\$ 225	\$ -	\$ 150	NEW
Chem Class 10 - 25 Chemicals		\$ -	\$ 375	\$ -	\$ 225	NEW
Chem Class 26 - 100 Chemicals		\$ -	\$ 600	\$ -	\$ 375	NEW
Chem Class ≥100 Chemicals		\$ -	\$ 825	\$ -	\$ 525	NEW
Hazmat Storage		\$ 293		\$ 301		
High Pile Storage						
High Pile Storage up to 12,000 sq. ft.		\$ -	\$ 300	\$ -	\$ 300	NEW
High Pile Storage 12,001 - 50,000 sq. ft.		\$ -	\$ 600	\$ -	\$ 600	NEW
High Pile Storage 50,001 - 100,000 sq. ft.		\$ -	\$ 900	\$ -	\$ 900	NEW
High Pile Storage > 100,000 sq. ft.		\$ -	\$ 1,200	\$ -	\$ 1,200	NEW
High Piled/Solid Piled Storage Class III, IV, High Hazard		\$ 346		\$ 460		
Access and Water Supply						
Access and Water Supply only		\$ -	\$ 150	\$ -	\$ 300	NEW
Fuel Modification Plan (3 hour minimum; hourly thereafter; deposit may be required)		\$ -	\$ 300	\$ -	\$ 150	NEW

Attachment: DRAFT FY 2016-17 Fee Schedule [Revision 1] (2110 : DISCUSSION OF CITY USER FEE

DRAFT

Section 6 - Fire

Development Plan Check and Inspection (Cont.)

Tanks

- Underground Storage Tanks (per tank) - Installation and/or removal
- Aboveground Storage Tanks (per tank) - Installation and/or removal
- Alterations to gas stations (no tank alterations)
- ~~Tank/Piping Installation~~ per Tank
- ~~Tank/Piping Removal~~ per Tank

Current Fee	Proposed Fee	Current Fee	Proposed Fee	
Plan Check		Inspection		
\$ -	\$ 338	\$ -	\$ 112	NEW
\$ -	\$ 338	\$ -	\$ 112	NEW
\$ -	\$ 225	\$ -	\$ 150	NEW
\$ 248		\$ 248		
\$ 167		\$ 293		

Work without Approval or Permit

- ~~Vapor Recovery Special Equipment~~
- ~~Smoke Control~~
- ~~Racking System~~
- ~~Miscellaneous Industrial Equipment Install~~
- ~~FPE Technical Report Major Review~~
- ~~FPE Technical Report Minor Review~~
- ~~Adult Care Facility Inspection~~
- ~~Child Care Facility Inspection~~
- ~~Residential Care Facilities 1-6~~
- ~~Residential Care Facilities >6~~ per Story
- ~~K-12 Public School Inspection~~
- ~~K-12 Private School Inspection~~
- ~~High-rise Inspection~~ per Hour
- ~~Asbestos removal~~
- ~~Inspection following Failure to Maintain Fire Protection Systems-~~
- ~~Fire Prevention Inspection/Re-inspection/Phasing~~
- Fire Standby per Hour

NA	NA	\$ 212	\$ 212	
\$ 160		NA		DELETE
\$ 239		\$ 353		DELETE
\$ 398		\$ 460		DELETE
\$ 160		\$ 193		DELETE
\$ 451		NA		DELETE
\$ 239		NA		DELETE
NA		\$ 398		DELETE
NA		\$ 398		DELETE
NA		\$ 373		DELETE
NA		\$ 152		DELETE
NA		\$ 201		DELETE
NA		\$ 451		DELETE
NA		\$ 106		DELETE
NA		\$ 248		DELETE
NA		\$ 212		DELETE
NA		\$ 151		DELETE
		\$ 150	\$ 150	

Renewable Permit Fees

- Aerosol Products (Level 2 & 3)
- ~~Aircraft Refueling Vehicles~~
- ~~Automobile Wrecking Yard~~
- Candles and Open Flame in Assembly Occupancy Areas
- ~~Cellulose Nitrate Film~~
- Cellulose Nitrate Storage
- Combustible fiber Storage
- Combustible materials Storage
- ~~Commercial Rubbish Handling Operation~~
- Compressed Gases
- Cryogens

\$ 238	\$ -	\$ 67	\$ 67	
\$ 186		\$ 93		DELETE
\$ 186		\$ 199		DELETE
\$ 133	\$ -	\$ 67	\$ 67	
\$ 133		\$ 67		DELETE
\$ 186	\$ -	\$ 199	\$ 75	
\$ 186	\$ -	\$ 199	\$ 150	
\$ 186	\$ -	\$ 199	\$ 75	
\$ 186		\$ 199		
\$ 211	\$ -	\$ 199	\$ 150	
\$ 211	\$ -	\$ 199	\$ 150	

Attachment: DRAFT FY 2016-17 Fee Schedule [Revision 1] (2110 : DISCUSSION OF CITY USER FEE



Section 6 - Fire

Renewable Permit Fees (Cont.)

Dry Cleaning Plant > 2 units
 Combustible Dust-Producing Operations
 Explosives or Blasting agents, Use or Transportation
~~Flammable or Combustible Liquids pipelines, store, handle, use~~
 Flammable/Combustible Liquids Inside ≥60 Gal.
 Flammable/Combustible Liquids Inside <60 Gal.
 Flammable/Combustible Liquid Outside/Aboveground tank (per tank)
 Flammable/Combustible Liquid Underground Tanks (per tank)
 Hazardous Materials
 High-Piled Combustible Stock
 <12,000 sq. ft.
 12,000 - 100,000 sq. ft.
 >100,000 sq. ft.
~~High Piled/Solid Piled Combustible Storage Class I, II~~
~~Hot Works Operations~~
 Liquefied Petroleum Gases store, use, handle, dispense-~~Plan Check 125-500-gals~~
 Ovens - Industrial Baking or drying
 Places of Assembly
~~Refrigeration Equipment~~
 Refrigeration Equipment <500 lbs.
 Refrigeration Equipment ≥500 lbs.
 Motor Vehicle Repair ~~Repair Garages~~
 Spraying Booths or Dipping
 Wood Products
 Dispensing of Flammable/Combustible liquis into a vehicle ~~Motor Vehicle fuel dispensing-~~
 Tire Storage
 Lumber Yard and woodworking plants
 Fireworks, manufacture, compound, store
~~Fruit ripening~~
 Magnesium Working
~~Radioactive materials~~
 Welding & Cutting
~~Bowling pin or alley refinishing~~
 Carnivals and fairs
 Explosives or blasting agents, use, dispose
 Fireworks, displays

Current Fee	Proposed Fee	Current Fee	Proposed Fee	
Plan Check		Inspection		
\$ -	\$ -	\$ -	\$ 225	
\$ 133	\$ -	\$ 93	\$ 93	
\$ 290	\$ -	\$ 332	\$ 150	
\$ 290		\$ 305		
		\$ -	\$ 150	NEW
		\$ -	\$ 75	NEW
		\$ -	\$ 112	NEW
		\$ -	\$ 112	NEW
		\$ 299	\$ 150	
		\$ -	\$ 150	NEW
		\$ -	\$ 375	NEW
		\$ -	\$ 600	NEW
\$ 79		\$ 147		DELETE
\$ 133		\$ 67		DELETE
\$ 79	\$ -	\$ 147	\$ 75	
\$ 79	\$ -	\$ 93	\$ 93	
\$ 186	\$ -	\$ 67	\$ 67	
\$ 79		\$ 93		DELETE
		\$ -	\$ 150	NEW
		\$ -	\$ 300	NEW
\$ 160	\$ -	\$ 93	\$ 93	
\$ 79	\$ -	\$ 67	\$ 67	
\$ 79	\$ -	\$ 93	\$ 93	
\$ 79	\$ -	\$ 93	\$ 93	
\$ 186	\$ -	\$ 93	\$ 93	
\$ 186	\$ -	\$ 199	\$ 199	
\$ 345	\$ -	\$ 305	\$ 300	
\$ 186		\$ 93		DELETE
\$ 186	\$ -	\$ 93	\$ 75	
\$ 345		\$ 199		DELETE
\$ 345	\$ -	\$ 199	\$ 75	
\$ 167				DELETE
\$ 248			\$ 248	
\$ 353			\$ 353	
\$ 326			\$ 326	

DRAFT

Attachment: DRAFT FY 2016-17 Fee Schedule [Revision 1] (2110 : DISCUSSION OF CITY USER FEE

Section 6 - Fire

Renewable Permit Fees (Cont.)

~~Hot works operations~~
~~Liquefied petroleum gases, install containers~~
 Liquid or gas fueled vehicles or equipment in assembly areas
 Mall, covered & uncovered
~~Open Burning~~
~~Parade floats (per event)~~
 Pyrotechnical special effects material / model rockets
~~Temporary membrane structures, tents and canopies~~
~~Christmas Tree sales~~
~~Miscellaneous Activity Permit~~
 Hydrant/Control Valve Flow Test
 Miscellaneous Combustible Storage
 Special Amusement Buildings
 Hazardous Production Materials

Current Fee	Proposed Fee	Current Fee	Proposed Fee	
Plan Check		Inspection		
\$ 167				DELETE
\$ 248				DELETE
		\$ 220	\$ 150	
		\$ 220	\$ 220	
\$ 167				DELETE
\$ 248				DELETE
		\$ 353	\$ 353	
\$ 301				DELETE
\$ 167				DELETE
\$ 160				DELETE
		\$ -	\$ 225	NEW
		\$ -	\$ 150	NEW
		\$ -	\$ 225	NEW
		\$ -	\$ 150	NEW

Post Development

Fire and Life Safety Inspection

Annual inspection (includes one re-inspection)
 2nd re-inspection
 3rd and subsequent re-inspections
 Fire Watch Inspection
 Fire Hydrant Inspection

\$ 160	\$ 160
\$ 319	\$ 319
\$ 478	\$ 478
\$ 106	\$ 106
\$ 106	\$ 106

Fire Inspection

~~State Mandated~~
~~Community Care Facility~~
~~-25 or less (not including elderly 1-6)~~
~~-26 or more~~
 Special Event
 Without tents and/or canopies
 With tents and/or canpoies ?>400 sq. ft.
~~Miscellaneous Post Development Inspection~~
~~Multi-Family Residential Housing Inspection~~

\$ 89	\$ 89		DELETE
\$ 89	\$ 89	State Mandated	DELETE
\$ 134	\$ 134	State Mandated	DELETE
\$ 89			
	\$ 150		NEW
	\$ 225		NEW
\$ 89			DELETE
\$ 36		per-Unit	DELETE

Attachment: DRAFT FY 2016-17 Fee Schedule [Revision 1] (2110 : DISCUSSION OF CITY USER FEE

Section 6 - Fire

Fire and Life Safety Insepections (Cont.)

A-1 occupancies: Assembly uses, usually with fixed seating, intended for the production and viewing of performing arts or motion pictures <20,000 sq. ft.

A-1 occupancies: Assembly uses, usually with fixed seating, intended for the production and viewing of performing arts or motion pictures ≥20,000 sq. ft.

A-2 occupancies: Assembly uses intended for food and/or drink consumption < 10,000 Sq. Ft.

A-2 occupancies: Assembly uses intended for food and/or drink consumption ≥ 10,000 Sq. Ft.

A-3 occupancies: Assembly uses intended for worship, recreation or amusement and other assembly occupancies not classified as A-1,A-2,A-4, and A-5 occupancies <20,000 sq. ft.

A-3 occupancies: Assembly uses intended for worship, recreation or amusement and other assembly occupancies not classified as A-1,A-2,A-4, and A-5 occupancies ≥20,000 sq. ft.

A-4 occupancies: Assembly uses intended for viewing of indoor sporting events and activities with spectator seating <20,000 sq. ft.

A-4 occupancies: Assembly uses intended for viewing of indoor sporting events and activities with spectator seating ≥20,000 sq. ft.

A-5 occupancies: Assembly uses intended for participation in or viewing outdoor activities

E and I Occupancy (Schools)
 < 10,000 sq. ft.
 ≥ 10,000 sq. ft.

B,F,M or S Occupancies < 3,600 Square Feet

B,F,M or S Occupancies 3,601 - 50,000 Square Feet

B,F,M or S Occupancies 50,001 - 350,000 sq. ft.

B,F,M or S Occupancies > 350,000 sq. ft.

H and L Occupancy

High-Rise 75' or more

Current Fee	Proposed Fee	Current Fee	Proposed Fee	
Plan Check		Inspection		
		\$ -	\$ 225	NEW
		\$ -	\$ 450	NEW
		\$ -	\$ 150	NEW
		\$ -	\$ 225	NEW
		\$ -	\$ 225	NEW
		\$ -	\$ 450	NEW
		\$ -	\$ 225	NEW
		\$ -	\$ 450	NEW
		\$ -	\$ 225	NEW
		\$ -	\$ -	NEW
		\$ -	\$ 225	NEW
		\$ -	\$ 600	NEW
		\$ -	\$ 150	NEW
		\$ -	\$ 300	NEW
		\$ -	\$ 450	NEW
		\$ -	\$ 900	NEW
		\$ -	\$ 450	NEW
		\$ -	\$ 900	NEW

DRAFT

Section 6 - Fire

A.3.b

Fire and Life Safety Inspections (Cont.)

- R-1 Occupancy (i.e. hotels, motels)
- <25 units
- 26-50 units
- 51-75 units
- 76-100 units
- >100 units

R-2 Occupancy (i.e. Res Permanent 3+) per unit

- Care Facility Residential State Licensed - 6 or less Pre-inspection fee
- Care Facility Commercial 0-50 State Licensed
- Care Facility Commercial 51-99 State Licensed
- Care Facility Commercial 100-150 State Licensed
- Care Facility Commercial ≥ 151 State Licensed

- Day Care Facilities Residential 8-14 fire clearance
- Day Care Facilities Commercial 0-50
- Day Care Facilities Commercial 51-100
- Day Care Facilities Commercial 101-150
- Day Care Facilities Commercial >150

- 2nd Re-Inspection (after initial and first re-inspection)
- 2nd Re-Inspection Penalty (Penalty of \$150 + reinspection fee \$150 = \$300)
- 3rd + Re-inspection Penalty (Penalty of \$250 + reinspection fee \$150 = \$400)

Current Fee	Proposed Fee	Current Fee	Proposed Fee	
Plan Check		Inspection		
		\$ -		NEW
		\$ -	\$ 450	NEW
		\$ -	\$ 562	NEW
		\$ -	\$ 675	NEW
		\$ -	\$ 787	NEW
		\$ -	\$ 900	NEW
		\$ -	\$ 36	
		\$ -	\$ 150	NEW
		\$ -	\$ 300	NEW
		\$ -	\$ 375	NEW
		\$ -	\$ 450	NEW
		\$ -	\$ 600	NEW
		\$ 398	\$ 150	
		\$ -	\$ 116	NEW
		\$ -	\$ 174	NEW
		\$ -	\$ 232	NEW
		\$ -	\$ 290	NEW
		\$ -	\$ 116	NEW
		\$ -	\$ 300	NEW
		\$ -	\$ 400	NEW

D R A F T

Records Request

- Photographs, color print (4"x6")
- Fire Incident Reports (paid to County of Riverside)

\$ 5	\$ 5
\$ 20	\$ 20

Fire Inspection Reports (up to 8 1/2"x14")

- First 10 pages per Report
- Additional pages per Page

\$ 6	\$ 6
\$ 1	\$ 1

Hourly Rates

- Fire Marshal
- Deputy Fire Marshal
- Fire Safety Specialists
- Fire Safety Inspector

Unit	Current Fee	Proposed Fee
	\$ 140	
	\$ 105	
	\$ 106	
	\$ 106	

-The fully-burdened wage rate including overhead; not to exceed actual City costs-

Inspection	\$ -	\$ 150		NEW
Plan Review	\$ -	\$ 150		NEW

Attachment: DRAFT FY 2016-17 Fee Schedule [Revision 1] (2110 : DISCUSSION OF CITY USER FEE

Section 6 - Fire

Hourly Rates (Cont.)

	Unit	Current Fee	Proposed Fee	
Engine Company (3 person crew)		\$ -		NEW
Truck Company (4 person crew)		\$ -	\$ -	NEW
Supplemental Inspection Fee (per 1 hour or portion thereof)		\$ -	\$ 159	NEW
Supplemental Plan Review (per 1 hour or portion thereof)		\$ -	\$ 159	NEW
After-hours or Emergency Call-Out (2 hr. min. = \$212)	per Hour	\$ -	\$ 159	NEW
Consultant Fire Plan Review		Consultant Cost +20% Admin Fee		

Other Fees

False Alarm

Residential	\$ 100	\$ 100	
Commercial	\$ 200	\$ 200	

Fire Permit Issuance Fee

Hazard Reduction Inspection

This fee will be assessed to all parcels defined as open space land and where legally permitted. Any fees associated with failure to comply and fire department ordered abated land will be pursued separately from this inspection fee. This fee will be collected as part of the annual property tax bill through the County of Riverside.

Parcels < 1 acre	\$ 50		DELETE
Parcels 1 acre to < 5 acres	\$ 75		DELETE
Parcels > 5 acres	\$ 100		DELETE

Construction Reinspection Fee			\$ 150	NEW
Hazard Reduction Inspection	\$ 150	\$ 150		NEW
Hazard Reduction Abatement Administrative Fee	\$ 240	\$ 240		
Hazard Reduction Abatement Cost Recovery	Actual cost charged by the City's abatement contractor.			

Attachment: DRAFT FY 2016-17 Fee Schedule [Revision 1] (2110 : DISCUSSION OF CITY USER FEE

DRAFT

Section 6 - Fire

<u>Office of Emergency Management and Volunteer Services</u>	<u>Unit</u>	<u>Current Fee</u>	<u>Proposed Fee</u>
Community Emergency Response (CERT)	per Class	\$ 15.00	\$ 15.00
Past Due Invoices (30, 60 & 90 days)		10%	NEW

D R A F T

Attachment: DRAFT FY 2016-17 Fee Schedule [Revision 1] (2110 : DISCUSSION OF CITY USER FEE

Section 7 - Parks and Community Services

	Unit	Current Fee
<u>Parks Projects</u>		
<u>Plan Check Fees (1 - 3 submittals)</u>		
Project Cost:		
\$0-\$20,000		3.50%
\$20,001-\$100,000		3.25%
> \$100,000		3.00%
4th and subsequent submittals		\$ 140.00
<u>Revisions</u>		
Minor (detail changes only)		\$ 256.00
Major		Same as initial submittal
<u>Inspection and Testing</u>		
Project Cost:		
\$0-\$20,000		7.00%
\$20,001-\$100,000		6.00%
> \$100,000		5.00%
<u>Research of Records, Files, etc</u>		
<u>Penalty Fees</u>		
Inspection and Testing Work in the right-of-way or park without encroachment permit or written agreement with Parks and Community Services	per Offense	\$ 561.00 plus actual damages
Applicant's failure to schedule inspection prior to performing work	per Offense	\$ 112.00
Applicant's failure to attend or be prepared for a scheduled inspection	per Offense	\$ 112.00

D R A F T

Attachment: DRAFT FY 2016-17 Fee Schedule [Revision 1] (2110 : DISCUSSION OF CITY USER FEE

Section 7 - Parks and Community Services

Fee Description	Policy Category	Unit	Current Fee	Proposed Fee
-----------------	-----------------	------	-------------	--------------

Recreation Programs

Non-Resident Fees: Fees for Non-Residents to participate in Recreation Programs and Services will be charged at full cost recovery, which is the Resident Fee plus 30%.

Adult Sports (18 Years or Older)

Category 4 includes Adult Sports Programs provided by the City which are Council approved fees to cover the direct program cost plus 20% for administrative and overhead related costs.

Program Registration Fee		Per Program	\$ 2.00	\$ 2.00
Basketball League *	Category 4	Per Team	\$ 300.00	\$ 300.00
Basketball Open Play **	Category 4	Per Person	\$ 3.00	\$ 3.00
Bowling Class and League	Category 4	Per Person	\$ 78.00 - 85.00	\$ 78.00 - 85.00
Father's Day Over-The-Line Softball Tournament *	Category 4	Per Team	\$ 65.00 - 100.00	\$ 65.00 - 100.00
Flag Football League *	Category 4	Per Team	\$ 300.00	\$ 300.00
Flag Football Tournament *	Category 4	Per Team	\$ 150.00 - 200.00	\$ 150.00 - 200.00
Official's Clinic	Category 4	Per Person	\$ 15.00	\$ 15.00
Protest Fee	Category 4	Per Team	\$ 25.00	\$ 25.00
Softball League - Competitive *	Category 4	Per Team	\$ 345.00	\$ 345.00
Softball League - Non-Competitive *	Category 4	Per Team	\$ 260.00	\$ 260.00
Softball Tournament *	Category 4	Per Team	\$ 185.00 - 310.00	\$ 185.00 - 310.00
Tennis Tournament *	Category 4	Per Person	\$ 20.00 - 50.00	\$ 20.00 - 50.00
Volleyball League *	Category 4	Per Team	\$ 260.00	\$ 260.00
Volleyball Tournament *	Category 4	Per Team	\$ 175.00 - 225.00	\$ 175.00 - 225.00
Volleyball Open Play **	Category 4	Per Person	\$ 3.00	\$ 3.00
New Program	Category 4	Per Person	\$ Cost Recovery	\$ Cost Recovery
Cancellation / Transfer Fee	Category 4	Per Person	20%	20%
* Denotes Fee for Late Registration	Category 4	Per Team	\$ 18.00	\$ 18.00

** Excludes Program Registration Fee

DRAFT

Section 7 - Parks and Community Services

Fee Description	Policy Category	Unit	Current Fee	Proposed Fee
Adult Contract Classes (18 Years or Older)				
Category 5 includes Adult Contract Programs provided by the City which are Council approved fees to cover the direct program cost plus 15% for administrative and overhead related costs.				
Program Registration Fee		Per Program	\$ 2.00	\$ 2.00
Belly Dancing For Fun and Fitness	Category 5	Per Person	\$ 32.00 - 45.00	\$ 32.00 - 45.00
Boxing	Category 5	Per Person	\$ 60.00 - 80.00	\$ 60.00 - 80.00
Bryan's Dog Training	Category 5	Per Person	\$ 65.00 - 75.00	\$ 65.00 - 75.00
Kung Fu Art of Self-Defense	Category 5	Per Person	\$ 65.00 - 85.00	\$ 65.00 - 85.00
Yoga - 1 Day	Category 5	Per Person	\$ 36.00 - 50.00	\$ 36.00 - 50.00
Cancellation / Transfer Fee	Category 5	Per Person	20%	20%
New Adult Contract Classes	Category 5	Per Person	Full Cost Recovery	Full Cost Recovery

Youth Sports

Category 6 includes Youth Sports Programs provided by the City which are Council approved fees to cover the direct program cost plus 20% for administrative and overhead related costs.

Program Registration Fee		Per Program	\$ 2.00	\$ 2.00
Basketball League * #	Category 6	Per Person	\$ 65.00 - 86.00	\$ 65.00 - 86.00
Basketball Pee Wee * #	Category 6	Per Person	\$ 50.00	\$ 50.00
Sports Camp #	Category 6	Per Person	\$ 60.00-110.00	\$ 60.00-110.00
Flag Football League * #	Category 6	Per Person	\$ 59.00	\$ 59.00
Middle School Sports Program #	Category 6	Per Person	\$ 25.00	\$ 25.00
Spudball * #	Category 6	Per Person	\$ 50.00	\$ 50.00
Tennis Lessons #	Category 6	Per Person	\$ 37.00-65.00	\$ 37.00-65.00
Pee Wee Flag Football #	Category 6	Per Person	\$ 50.00	\$ 50.00
General Sports Skills Contests #	Category 6	Per Person	Cost Recovery	Cost Recovery
Open Play Basketball / Volleyball #**	Category 6	Per Person	\$ 1.00	\$ 1.00
Jr. Basketball #	Category 6	Per Person	\$ 60.00	\$ 60.00
New Youth Sports Programs #	Category 6	Per Person	Cost Recovery	Cost Recovery
Cancellation / Transfer Fee	Category 6	Per Person	20%	20%
* Denotes Fee for Late Registration	Category 6	Per Person	\$ 5.00-10.00	\$ 5.00-10.00

** Excludes Program Registration Fee

Denotes Family Discount available. See note below.

Section 7 - Parks and Community Services

Fee Description	Policy Category	Unit	Current Fee	Proposed Fee
<u>Youth/Teen Activities and Programs</u>				
Category 7 includes Youth Contract Classes and Youth Programs provided by the City which are Council approved fees to cover the direct program cost plus 15% for administrative and overhead related costs.				
Program Registration Fee		Per Program	\$ 2.00	\$ 2.00
Breakfast with Santa #	Category 7	Per Person	\$ 6.00 - 10.00	\$ 6.00 - 10.00
Bunny Brunch #	Category 7	Per Person	\$ 6.00 - 10.00	\$ 6.00 - 10.00
Holiday Chef #	Category 7	Per Person	\$ 8.00 - 10.00	\$ 8.00 - 10.00
Holiday Craft #	Category 7	Per Person	\$ 8.00 - 10.00	\$ 8.00 - 10.00
Camp * (Weekly) #	Category 7	Per Person	\$ 85.00	\$ 85.00
Spring Chef Workshop #	Category 7	Per Person	\$ 8.00 - 10.00	\$ 8.00 - 10.00
Spring Craft #	Category 7	Per Person	\$ 8.00 - 10.00	\$ 8.00 - 10.00
Time for Tots - 2 Days (2 Weeks) #	Category 7	Per Person	\$ 40.00	\$ 40.00
Time for Tots - 4 Days (2 Weeks) #	Category 7	Per Person	\$ 52.00	\$ 52.00
T-Shirts **	Category 7	Per Shirt	\$ 10.00	\$ 10.00
Sunshine Social #	Category 7	Per Person	\$ 20.00	\$ 20.00
Bowling Class/League #	Category 7	Per Person	\$ 50.00 - 65.00	\$ 50.00 - 65.00
New Youth/Teen Activities and Programs #	Category 7	Per Person	\$ Cost Recovery	\$ Cost Recovery
Cancellation / Transfer Fee	Category 7	Per Person	20%	20%
* Denotes Fee for Late Registration	Category 7	Per Person	\$ 5.00	\$ 5.00

** Excludes Program Registration Fee
Denotes Family Discount available. See note below.

-FAMILY DISCOUNT

A family discount applies when siblings are registered in the same program. The family discount only applies to non-contract programs as identified with an #. The following family discount rates apply:

- 1st child = Full rate
- 2nd Child = Receives a 15% discount
- 3rd Child += Receives a 10% discount

D R A F T

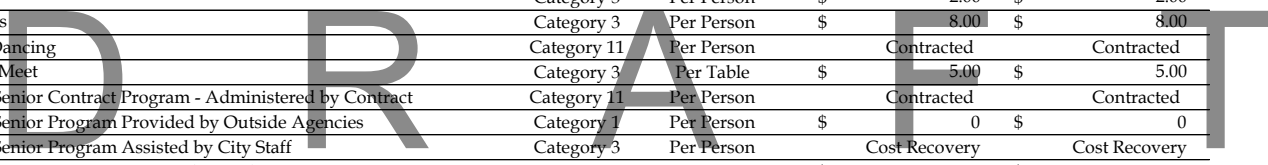
Section 7 - Parks and Community Services

Fee Description	Policy Category	Unit	Current Fee	Proposed Fee
<u>Youth/Teen Classes</u>				
Category 7 includes Youth Contract Classes and Youth Programs provided by the City which are Council approved fees to cover the direct program cost plus 15% for administrative and overhead related costs.				
Program Registration Fee		Per Program	\$ 2.00	\$ 2.00
Ballet Folklorico - Youth	Category 7	Per Person	\$ 22.00 - 35.00	\$ 22.00 - 35.00
Boxing - Youth	Category 7	Per Person	\$ 60.00 - 70.00	\$ 60.00 - 70.00
Drawing for Kids - Youth	Category 7	Per Person	\$ 30.00 - 40.00	\$ 30.00 - 40.00
Hip Hop Jazz	Category 7	Per Person	\$ 32.00 - 45.00	\$ 32.00 - 45.00
Instant Piano	Category 7	Per Person	\$ 25.00 - 35.00	\$ 25.00 - 35.00
Golf Clinic - Youth	Category 7	Per Person	\$ 42.00 - 55.00	\$ 42.00 - 55.00
Kickboxing - Teen	Category 7	Per Person	\$ 70.00	\$ 70.00
Kung Fu Art of Self Defense - Youth	Category 7	Per Person	\$ 42.00 - 55.00	\$ 42.00 - 55.00
Salsa/Latin Dance - Teen	Category 7	Per Person	\$ 55.00 - 85.00	\$ 55.00 - 85.00
Cancellation /Transfer Fee	Category 7	Per Person	20%	20%
New Youth/Teen Contract Classes	Category 7	Per Person	Cost Recovery	Cost Recovery

Senior Programs

Category 1 includes Senior Programs provided by outside agencies at no charge to the participant, and there is no direct cost to the City. All indirect costs will be subsidized by the City.

Bingo	Category 3	Per Person	\$ 1.00 = 2 Cards add Cards = \$.50 ea	\$ 1.00 = 2 Cards add Cards = \$.50 ea
Breakfast, Lunch, Pizza, Picnic	Category 3	Per Person	Cost Recovery	Cost Recovery
Bunco	Category 3	Per Person	\$ 2.00	\$ 2.00
Dances	Category 3	Per Person	\$ 8.00	\$ 8.00
Line Dancing	Category 11	Per Person	Contracted	Contracted
Swap Meet	Category 3	Per Table	\$ 5.00	\$ 5.00
New Senior Contract Program - Administered by Contract	Category 11	Per Person	Contracted	Contracted
New Senior Program Provided by Outside Agencies	Category 1	Per Person	\$ 0	\$ 0
New Senior Program Assisted by City Staff	Category 3	Per Person	Cost Recovery	Cost Recovery
New Senior Programs Assisted By Volunteers	Category 2	Per Person	\$ 0	\$ 0
Trips / Tours - Administered by Contract	Category 11	Per Person	Contracted	Contracted



Section 7 - Parks and Community Services

Fee Description	Policy Category	Unit	Current Fee	Proposed Fee
Special Events				
Category 8 includes Family and Community Seasonal Non-Fee Programs approved and directed by City Council to seek potential private sector sponsorship for programs in this category to cover direct program cost where possible. This may include charging a fee				
Program Registration Fee		Per Program	\$ 2.00	\$ 2.00
Easter Egg Hunt	Category 8	Per Person	FREE	FREE
Fourth of July Parade Entry **	Category 8	Per Entry	\$ 30.00	\$ 30.00
Fourth of July Parade Vendor **	Category 8	Per Booth	\$ 50.00	\$ 50.00
Fourth of July Festival Arts & Crafts Booth **	Category 8	Per Booth	\$ 75.00	\$ 75.00
Fourth of July Festival Food Booth (Commercial) **	Category 8	Per Booth	\$ 250.00	\$ 250.00
Fourth of July Festival Food Booth (Non-Profit) **	Category 8	Per Booth	\$ 150.00	\$ 150.00
Fourth of July Festival Service Info Booth (Non-Profit) **	Category 8	Per Booth	\$ 25.00	\$ 25.00
Fourth of July Food Booth Deposit **	Category 8	Per Booth	\$ 50.00	\$ 50.00
Youth Fest	Category 8	Per Booth	FREE	FREE
Artober Fest	Category 8	Per Booth	\$ 15.00 - 25.00	\$ 15.00 - 25.00
Art au Soleil	Category 8	Per Booth	\$ 15.00-25.00	\$ 15.00 - 25.00
Wine & Art Show	Category 8	Per Booth	\$ 15.00 - 25.00	\$ 15.00 - 25.00

** Excludes Program Registration Fee

On-Line Registration Processing Fee (This fee is charged by the on-line provider)

On-Line Registration has no applicable category association.

Transactions < \$150				
Percentage of Transaction cost plus			6.50% *	6.50%
Fixed Fee per Transaction			\$ 0.50 *	\$ 0.50
Transactions from \$150 to \$500				
Percentage of Transaction cost plus			3.50%	3.50%
Fixed Fee per Transaction			\$ 5.00	\$ 5.00
Transactions over \$500				
Percentage of Transaction cost plus			2.50%	2.50%
Fixed Fee per Transaction			\$ 10.00	\$ 10.00

* \$2.00 minimum

Section 7 - Parks and Community Services

Fee Description	Policy Category	Unit	Current Fee	Proposed Fee
-----------------	-----------------	------	-------------	--------------

Park Reservations

Non-Resident Fees: Fees for Non-Residents to participate in Recreation Programs and Services will be charged at full cost recovery, which is the Resident Fee

Athletic Field Reservation

Non-Profit Youth Groups per field	N/A	2 Hour min.	\$ 2.00	\$ 2.00
Adult Non-Profit Groups and Unorganized Group Play per field	N/A	Per Hour	\$ 5.00	\$ 5.00
Adult & Youth Sports play by Private Groups	N/A	Per Hour	\$ 10.00	\$ 10.00
Organized Commercial (For Profit) Groups (per field)	N/A	Per Hour	\$ 50.00	\$ 50.00
Field Preparation - not included - cost recovery of staff overtime	N/A	Per Hour	\$ 50.00	\$ 75.00
Cancellation / Transfer Fee	N/A	N/A	20%	20%

Athletic Field Lighting

All Users (This does not include adult groups at Moreno Valley Community Park)	N/A	Per Hour	\$ 14.00	\$ 14.00
Adult groups at Moreno Valley Community Park	N/A	Per Hour	\$ 17.00	\$ 17.00

Snack Bar (4 Hours or Less Play)

Moreno Valley Youth and Non-Profit Groups	N/A	Per Day	\$ 20.00	\$ 20.00
Moreno Valley Youth and Non-Profit Groups	N/A	Per Evening *	\$ 10.00	\$ 10.00
Cleaning Deposit Fee (required for all groups)	N/A	Per Rental	\$ 125.00	\$ 125.00
Key Deposit (required for all groups)	N/A	Per Group	\$ 25.00	\$ 25.00

Storage Unit Rental

Storage Units	N/A	Per Month	\$ 35.00	\$ 35.00
---------------	-----	-----------	----------	----------

Over 4 Hour Play

Field Reservation/Non-Profit (First field preparation included.)	N/A	Per Field	\$ 100.00	\$ 100.00
Field Reservation/ Private Group (First field preparation included.)	N/A	Per Field	\$ 175.00	\$ 175.00
Field Preparation - Weekday-Cost Recovery	N/A	Per Field	\$ 50.00	\$ 75.00
Field Preparation - Weekend	N/A	Per Field	\$ 115.00	\$ 115.00
Mound Drop and Removal	N/A	Per Event	\$ 175.00- 300.00	\$ 175.00- 300.00
Admission Gate (Pre-Approved by Director)	N/A	Per Event	25% of gate	25% of gate revenue
Snackbar Cleaning Deposit Fee (required for all groups)	N/A	Per Event	\$ 200.00	\$ 200.00
Snackbar	N/A	Per Day	\$ 50.00	\$ 50.00
Vendor Fee	N/A	Per Event	\$ 100.00	\$ 100.00
Facility Deposit	N/A	N/A	\$ 100.00	\$ 100.00
Cancellation/Transfer Fee	N/A	N/A	20%	20%

Gate Admission Must be Pre-Approved by Director Per Event

Park Fees

Park Reservation for Special Events	N/A	Per Day	\$ 50.00	\$ 50.00
Park Reservation for Park Area	N/A	Per Day	\$ 25.00	\$ 25.00
Picnic Shelter Small (1-2 Tables)	N/A	Per Day	\$ 37.00	\$ 37.00
Picnic Shelter Medium (3-6 Tables)	N/A	Per Day	\$ 80.00	\$ 80.00
Picnic Shelter Large (Over 6 Tables)	N/A	Per Day	\$ 156.00	\$ 156.00
Cleaning/Security Deposit	N/A	Per Day	\$ 75.00	\$ 75.00
Special Event Permit	N/A	Per Day	\$ 207.00	\$ 207.00
Cancellation/Transfer Fee	N/A	N/A	20%	20%
Electrical Use		Per Day	\$ 35.00	\$ 35.00

DRAFT

Attachment: DRAFT FY 2016-17 Fee Schedule [Revision 1] (2110 : DISCUSSION OF CITY USER FEE

Section 7 - Parks and Community Services

Fee Description	Policy Category	Unit	Current Fee	Proposed Fee
<u>Valley Skate Park and Soccer Arena</u>				
Helmet Rental	N/A	Per Person	\$ 3.00	\$ 3.00
Helmet Deposit (ID Required or \$20 Deposit)	N/A	Per Person	\$ 20.00	\$ 20.00
Instructional Clinics/Lessons Per Session	N/A	Per Person	\$ 5.00-20.00	\$ 5.00-20.00
Skate Park and Arena Soccer Session Entry Fee				
Youth	NA	Per Session	\$ 2.00	\$ 2.00
Adult	NA	Per Session	\$ 4.00	\$ 4.00
Soccer Arena Rental	NA	Per Hour	\$ 5.00-50.00	\$ 5.00-50.00
Arena Soccer League				
Youth	NA	Per Team	\$ 50.00-100.00	\$ 50.00-100.00
Adult	NA	Per Team	\$ 300.00-500.00	\$ 300.00-500.00
Lights	NA	Half Hour	\$ 7.50	\$ 7.50
School District Arena Rental	NA	Per Team	\$ Cost Recovery for Staff	\$ Cost Recovery for Staff

D R A F T

Attachment: DRAFT FY 2016-17 Fee Schedule [Revision 1] (2110 : DISCUSSION OF CITY USER FEE

Section 7 - Parks and Community Services

Fee Description	Policy Category	Unit	Current Fee	Proposed Fee	
Golf Course					
Golf Course Fees:					
Adult-18 Holes (Mon.-Fri.)	N/A	Per Person	\$ 13.00		DELETE
Adult-18 Holes Twilight Rate (after 2PM)	N/A	Per Person	\$ 10.00		DELETE
Adult-9 Holes (Mon.-Fri.)	N/A	Per Person	\$ 9.00		DELETE
Adult-9 Holes Twilight Rate (After 2PM)	N/A	Per Person	\$ 6.00		DELETE
Seniors 55 & Over-18 Holes (Mon.-Fri.)	N/A	Per Person	\$ 11.00		DELETE
Seniors 55 & Over-18 Holes Twilight Rate (After 2PM)	N/A	Per Person	\$ 10.00		DELETE
Seniors 55 & Over-9 Holes (Mon.-Fri.)	N/A	Per Person	\$ 7.00		DELETE
Seniors 55 & Over-9 Holes Twilight Rate (After 2PM)	N/A	Per Person	\$ 6.00		DELETE
Adult & Seniors 18 Holes-Weekends, Holidays, Tournament Play	N/A	Per Person	\$ 15.00		DELETE
Adult & Seniors 9 Holes-Weekends, Holidays, Tournament Play	N/A	Per Person	\$ 11.00		DELETE
Students Under 18-18 Holes (Mon.-Fri.)	N/A	Per Person	\$ 8.00		DELETE
Students Under 18-18 Holes Twilight Rates (After 2PM)	N/A	Per Person	\$ 8.00		DELETE
Students Under 18-9 Holes (Mon.-Fri.)	N/A	Per Person	\$ 5.00		DELETE
Students Under 18-9 Holes Twilight Rates (After 2PM)	N/A	Per Person	\$ 5.00		DELETE
Students Under 18-18 Holes (Weekends, Holidays, Tournament)	N/A	Per Person	\$ 9.00		DELETE
Students Under 18-9 Holes (Weekends, Holidays, Tournament)	N/A	Per Person	\$ 7.00		DELETE
Cart Rental	N/A	Per Cart	\$ 3.00		DELETE
Club Rental	N/A	Per Set	\$ 5.00		DELETE
Replay for Additional 9 Holes	N/A	Per Person	\$ 5.00		DELETE
Golf Course Specials					
Punch Cards- Adults = Ten 9-Hole Rounds (Mon-Fri)	N/A	Per Card	\$ 60.00		DELETE
Punch Cards- Seniors = Ten 9-Hole Rounds (Mon-Fri)	N/A	Per Card	\$ 50.00		DELETE
Punch Cards- Students = Ten 9-Hole Rounds (Mon-Fri)	N/A	Per Card	\$ 35.00		DELETE
Punch Cards- Adults = Ten 9-Hole Rounds (Any Day)	N/A	Per Card	\$ 75.00		DELETE
Punch Cards- Seniors = Ten 9-Hole Rounds (Any Date)	N/A	Per Card	\$ 75.00		DELETE
Punch Cards- Students = Ten 9-Hole Rounds (Any Day)	N/A	Per Card	\$ 50.00		DELETE
Punch Cards- Adults = Ten 18-Hole Rounds (Mon-Fri)	N/A	Per Card	\$ 90.00		DELETE
Punch Cards- Seniors = Ten 18-Hole Rounds (Mon-Fri)	N/A	Per Card	\$ 75.00		DELETE
Punch Cards- Students = Ten 18-Hole Rounds (Mon-Fri)	N/A	Per Card	\$ 55.00		DELETE
Punch Cards- Adults = Ten 18-Hole Rounds (Any Day)	N/A	Per Card	\$ 100.00		DELETE
Punch Cards- Seniors = Ten 18-Hole Rounds (Any Date)	N/A	Per Card	\$ 100.00		DELETE
Punch Cards- Students = Ten 18-Hole Rounds (Any Day)	N/A	Per Card	\$ 60.00		DELETE
Monthly Cards- Seniors (Mon.-Fri.) Unlimited Play	N/A	Per Person	\$ 75.00		DELETE
Monthly Cards- Students (Mon.-Fri.) Unlimited Play	N/A	Per Person	\$ 75.00		DELETE
Monthly Cards- Adults (Mon.-Fri.) Unlimited Play	N/A	Per Person	\$ 75.00		DELETE
			Weekdays	Weekends/Holidays	
Adult 9 Holes			\$ 9	\$ 11	NEW
Senior (55+) 9 Holes			\$ 6	\$ 9	NEW
Youth (17 & under) 9 Holes			\$ 5	\$ 7	NEW
All Twilight fees			\$ 6	\$ 6	NEW
Tournament Play			\$ 12	\$ 12	NEW
Additional 9 Holes			\$ 5	\$ 5	NEW
Cart & Club Rental			\$ 3	\$ 5	NEW
Adult Punch Card (10 Rounds)			\$ 75	NA	NEW
Senior Punch Card (10 Rounds)			\$ 30	NA	NEW
Youth Punch Card (10 Rounds)			\$ 40	NA	NEW

Attachment: DRAFT FY 2016-17 Fee Schedule [Revision 1] (2110 : DISCUSSION OF CITY USER FEE

Section 7 - Parks and Community Services

A.3.b

Facility Rental

Senior Center

User Group	Classification	Room	Minimum Time	Comments	Unit	Proposed Fee
1	City sponsored/conducted events, governmental agencies (Federal, State, County) and educational institutions with reciprocal arrangements (defined below)	Banquet Room	2 4 hours	Monday through Thursday (with Kitchen)	Per Hour	\$ 10.00
		Banquet Room with North Patio	2 4 hours	Monday through Thursday (with Kitchen)	Per Hour	\$ 20.00
		Banquet Room	4 2 hours	Friday through Sunday (with Kitchen)	Per Hour	\$ 20.00
		Banquet Room with North Patio	4 2 hours	Friday through Sunday (with Kitchen)	Per Hour	\$ 35.00
		Classroom I and II	2 hours	Monday through Thursday	Per Hour	-
		Classroom I or II	2 hours	Monday through Thursday	Per Hour	-
		Arts & Crafts I and II	2 hours	Monday through Thursday	Per Hour	-
		Arts & Crafts I or II	2 hours	Monday through Thursday	Per Hour	-
		South Patio		Monday through Thursday	Per Hour	-
Service/Facility fees may apply						
2	City of Moreno Valley resident, non-profit resident organization, Moreno Valley commercial groups for social activities, government agencies (Federal, State, County) and educational institutions. Proof of residency may be required.	Banquet Room	2 4 hours	Monday through Thursday (with Kitchen)	Per Hour	\$ 45.00
		Banquet Room with North Patio	2 4 hours	Monday through Thursday (with Kitchen)	Per Hour	\$ 90.00
		Banquet Room	4 2 hours	Friday through Sunday (with Kitchen)	Per Hour	\$ 100.00
		Banquet Room with North Patio	4 2 hours	Friday through Sunday (with Kitchen)	Per Hour	\$ 175.00
		Classroom I and II	2 hours	Monday through Thursday	Per Hour	\$ 55.00
		Classroom I or II	2 hours	Monday through Thursday	Per Hour	\$ 40.00
		Arts & Crafts I and II	2 hours	Monday through Thursday	Per Hour	\$ 45.00
		Arts & Crafts I or II	2 hours	Monday through Thursday	Per Hour	\$ 30.00
		South Patio		Monday through Thursday	Per Hour	\$ 75.00
Service/Facility fees may apply						
3	Non-Resident and non-resident non-profit agencies. Proof of non-profit status may be required. Commercial use.	Banquet Room	4 hours	Monday through Thursday	Per Hour	\$ 100.00
		Banquet Room with North Patio	4 hours	Monday through Thursday (with Kitchen)	Per Hour	\$ 175.00
		Banquet Room	2 hours	Friday through Sunday	Per Hour	\$ 175.00
		Banquet Room with North Patio	2 hours	Friday through Sunday (with Kitchen)	Per Hour	\$ 300.00
		Classroom I and II	2 hours	Monday through Thursday Sunday	Per Hour	\$ 125.00
		Classroom I or II	2 hours	Monday through Thursday Sunday	Per Hour	\$ 68.00
		Arts & Crafts I and II	2 hours	Monday through Thursday Sunday	Per Hour	\$ 100.00
		Arts & Crafts I or II	2 hours	Monday through Thursday Sunday	Per Hour	\$ 58.00
		South Patio	2 hours	Monday through Sunday	Per Hour	\$ 90.00
Service/Facility fees may apply						

NEW

NEW

NEW

Attachment: DRAFT FY 2016-17 Fee Schedule [Revision 1] (2110 : DISCUSSION OF CITY USER FEE

Section 7 - Parks and Community Services

Senior Center (Cont.)

Service/Facility	Unit	Current Fee
Refundable Cleaning / Security Deposit		\$ 300.00
Setup / Reset Charge (if applicable)		\$ 75.00
Main Kitchen (Only)		\$ 100.00
Cleaning		\$130.00 - \$150.00
Decorating	Per Hour	\$ 25.00
Overtime Staff Charge	Per Hour	Cost Recovery
Staff Time	Per Hour	\$20.00 - \$30.00
Security Services	Per Hour	\$20.00 - \$25.00
False Fire / Police Alarm penalty (per each false alarm)	Per False Alarm	\$ 200.00
False Alarm - Fire penalty	Per False Alarm	\$ 28.00
False Alarm - Police penalty	Per Hour	\$ 150.00
Insurance		Cost Recovery
Cancellation Fee		\$ 299.00
A/V Projector		\$ 50.00

NEW

RECIPROCAL ARRANGEMENTS

Reciprocal arrangements are defined as a relationship of mutual facility use between the City of Moreno Valley and/or Moreno Valley Community Services District and governmental, educational agencies or resident non-profit organizations. Where reciprocal arrangements exist, no rental fee will be charged. However, cost recovery for staff and/or extraordinary expenses will be passed on to the user.

Towngate Community Center

User Group	Classification	Room	Minimum Time	Comments	Unit	Current Fee
Group 1	City sponsored/conducted events, governmental agencies (Federal, State, County) and educational institutions with reciprocal arrangements (defined below)	Multipurpose Room (with Kitchen)	2 Hours	Monday through Thursday Friday (before 4pm)	Per Hour	\$ 15.00
			4 hours	Friday (after 4pm) through Sunday	Per Hour	\$ 15.00
Service/Facility fees may apply						
Group 2	City of Moreno Valley resident, non-profit resident organization, Moreno Valley commercial groups for social activities, government agencies (Federal, State, County) and educational institutions. Proof of residency may be required.	Multipurpose Room (with Kitchen)	2 Hours	Monday through Thursday Friday (before 4pm)	Per Hour	\$ 60.00
			4 Hours	Friday (after 4pm) through Sunday	Per Hour	\$ 70.00
Service/Facility fees may apply						
Group 3	Non-Resident and non-resident non-profit agencies. Proof of non-profit status may be required. Commercial use.	Multipurpose Room (with Kitchen)	2 Hours	Monday through Thursday Friday (before 4pm)	Per Hour	\$ 80.00
			4 Hours	Friday (after 4pm) through Sunday	Per Hour	\$ 90.00
Service/Facility fees may apply						
Group 4	Resident of Renaissance Park Housing Development	Multipurpose Room (with Kitchen)	2 Hours	Monday through Thursday Friday (before 4pm)	Per Hour	\$ 25.00
				First two hours	Per Hour	\$ 60.00
			4 Hours	Friday (after 4pm) through Sunday	Per Hour	\$ 18.00
				First two hours	Per Hour	\$ 70.00
Service/Facility fees may apply						

Attachment: DRAFT FY 2016-17 Fee Schedule [Revision 1] (2110 : DISCUSSION OF CITY USER FEE

Section 7 - Parks and Community Services

A.3.b

Towngate Community Center (Cont.)

Service/Facility	Unit	Current Fee
Refundable Security Deposit	Per Hour	\$ 200.00
Setup/Reset Charge (if applicable)		\$ 25.00
Cleaning Fee		\$130.00 - \$150.00
Cancellation Fee		\$ 200.00
Staff Regular Time	Per Hour	\$20.00 - \$30.00
Staff Overtime		Cost Recovery
Decorating	Per Hour	\$ 25.00
Set-up Time and Tear Down of Event	Per Hour	\$ 25.00
False Alarm - Fire	Per Alarm	\$ 200.00
False Alarm - Police	Per Alarm	\$ 28.00
Unscheduled Program Use	Per Hour	\$ 100.00
Insurance	Per eVent	Cost Recovery
Security Services	Per Hour	-\$20.00 - \$25.00 Cost Recovery

DELETE

NEW

RECIPROCAL ARRANGEMENTS

Reciprocal arrangements are defined as a relationship of mutual facility use between the City of Moreno Valley and/or Moreno Valley Community Services District and governmental, educational agencies or resident non-profit organizations. Where reciprocal arrangements exist, no rental fee will be charged. However, cost recovery for staff and/or extraordinary expenses will be passed on to the user.

Conference and Recreation Center

User Group	Classification	Room	Minimum Time	Comments	Unit	Current Fee
Group 1	City sponsored/conducted events	Grand Valley Ballroom with small patio	3 Hours	Monday through Friday 4:59pm	Per Hour	\$ 25.00
		Grand Valley Ballroom with large patio	3 Hours	Monday through Friday 4:59pm	Per Hour	\$ 25.00
		Grand Valley Ballroom with small patio or large patio	3 Hours	Friday evening beginning at 5:00 pm and Sunday	Per Hour	\$ 250.00
				After 6 hours	Per Hour	\$ 175.00
		Grand Valley Ballroom with small patio or large patio	3 Hours	Saturday	Per Hour	\$ 300.00
				After 6 hours	Per Hour	\$ 175.00
		Alessandro Room (Full or Half)	2 Hours	Monday through Friday 4:59pm	Per Hour	\$ 12.00
		Alessandro Room (Full or Half)	2 Hours	Friday 5:00 pm through Sunday	Per Hour	\$ 12.00
		Dance Studio	2 Hours	Monday through Sunday	Per Hour	\$ 12.00
		Gymnasium	2 Hours	Monday through Sunday	Per Hour	\$ 12.00
Little Rascals Room	2 Hours	Monday through Sunday	Per Hour	\$ 25.00		
Frank E. Brown Room	2 Hours	Monday through Sunday	Per Hour	\$ 25.00		
Service/Facility fees may apply						

NEW

NEW

Attachment: DRAFT FY 2016-17 Fee Schedule [Revision 1] (2110 : DISCUSSION OF CITY USER FEE

Section 7 - Parks and Community Services

A.3.b

Conference and Recreation Center (Cont.)

2	Federal, State, County and Educational Institutions.	Grand Valley Ballroom with small patio	3 Hours	Monday through Friday 4:59pm	Per Hour	\$	144.00	
		Grand Valley Ballroom with large patio	3 Hours	Monday through Friday 4:59pm	Per Hour	\$	144.00	
		Grand Valley Ballroom with small patio	3 Hours	Friday 5:00 pm & All Day Sunday	Per Hour	\$	250.00	
		Grand Valley Ballroom with small patio	3 Hours	Saturday	Per Hour	\$	300.00	
				After 6 hours	Per Hour	\$	175.00	
		Grand Valley Ballroom with large patio	2 3 Hours	Friday 5:00 pm & All Day Sunday	Per Hour	\$	300.00	
				After 6 hours	Per Hour	\$	175.00	
		Grand Valley Ballroom with large patio	3 Hours	Saturday	Per Hour	\$	350.00	
				After 6 hours	Per Hour	\$	175.00	
		Alessandro Room (Full)	2 Hours	Monday through Friday 4:59pm	Per Hour	\$	50.00	
		Alessandro Room (Half)	2 Hours	Monday through Friday 4:59pm	Per Hour	\$	25.00	
		Alessandro Room (Half)	2 Hours	Long Term Rental 2-12 months	Per Hour	\$	20.00	
		Alessandro Room (Full)	2 Hours	Friday 5:00 pm through Sunday	Per Hour	\$	50.00	
		Alessandro Room (Half)	2 Hours	Friday 5:00 pm through Sunday	Per Hour	\$	25.00	
		Frank E. Brown Room	2 Hours	Monday through Sunday	Per Hour	\$	25.00	
		Dance Studio	2 Hours	Monday through Friday 4:59pm	Per Hour	\$	30.00	
		Dance Studio	2 Hours	Friday 5:00 pm through Sunday	Per Hour	\$	45.00	
		Entire Gymnasium	2 Hours	Monday through Friday 4:59pm Sunday	Per Hour	\$	50.00	
		Half Gymnasium	2 Hours	Monday Friday 5:00 pm through Sunday	Per Hour	\$	25.00	
		Little Rascals Room	2 Hours	Monday through Sunday	Per Hour	\$	40.00	
Service/Facility fees may apply								
Group 3	City of Moreno Valley resident, non-profit resident organization, Moreno Valley commercial groups for social activities.- Proof of residency may be required.	Grand Valley Ballroom with small patio	3 Hours	Monday through Friday 4:59pm	Per Hour	\$	160.00	
		Grand Valley Ballroom with large patio	3 Hours	Monday through Friday 4:59pm	Per Hour	\$	210.00	
				After 6 hours	Per Hour	\$	175.00	
		Grand Valley Ballroom with small patio	3 Hours	Friday 5:00 pm & All Day Sunday	Per Hour	\$	250.00	
				After 6 hours	Per Hour	\$	175.00	
		Grand Valley Ballroom with small patio	3 Hours	Saturday	Per Hour	\$	300.00	
				After 6 hours	Per Hour	\$	175.00	
		Grand Valley Ballroom with small patio-attendance under 200	3 Hours	Saturday	Per Hour	\$	250.00	
				After 6 hours	Per Hour	\$	175.00	
		Grand Valley Ballroom with large patio	2 Hours	Friday 5:00 pm & All Day Sunday	Per Hour	\$	300.00	
				After 6 hours	Per Hour	\$	175.00	
		Grand Valley Ballroom with large patio	3 Hours	Saturday	Per Hour	\$	350.00	
		Alessandro Room (Full)	2 Hours	Monday through Friday 4:59pm	Per Hour	\$	50.00	
		Alessandro Room (Half)	2 Hours	Monday through Friday 4:59pm	Per Hour	\$	25.00	
		Alessandro Room (Half)	2 Hours	Long Term Rental 2-12 months	Per Hour	\$	20.00	
		Alessandro Room (Full)	2 Hours	Friday 5:00 pm through Sunday	Per Hour	\$	50.00	
		Alessandro Room (Half)	2 Hours	Friday 5:00 pm through Sunday	Per Hour	\$	25.00	
		Frank E. Brown Room	2 Hours	Monday through Sunday	Per Hour	\$	25.00	
		Dance Studio	2 Hours	Monday through Friday 4:59pm	Per Hour	\$	30.00	
		Dance Studio	2 Hours	Friday 5:00 pm through Sunday	Per Hour	\$	45.00	
Entire Gymnasium	2 Hours	Monday through Friday 4:59pm Sunday	Per Hour	\$	50.00			
Half Gymnasium	2 Hours	Monday Friday 5:00 pm through Sunday	Per Hour	\$	25.00			
Little Rascals Room	2 Hours	Monday through Sunday	Per Hour	\$	40.00			

NEW
NEW
NEW

NEW
NEW
NEW
NEW
NEW

Attachment: DRAFT FY 2016-17 Fee Schedule [Revision 1] (2110 : DISCUSSION OF CITY USER FEE

Section 7 - Parks and Community Services

A.3.b

Conference and Recreation Center (Cont.)

User Group	Classification	Room	Minimum Time	Comments	Unit	Current Fee
Group 4	Non-Resident and non-resident non-profit agencies. Proof of non-profit status may be required. Commercial use.	Grand Valley Ballroom with small patio	3 Hours	Monday through Friday 4:59pm	Per Hour	\$ 200.00
		Grand Valley Ballroom with large patio	3 Hours	Monday through Friday 4:59pm	Per Hour	\$ 250.00
		Grand Valley Ballroom with small patio	2 3 Hours	Friday 5:00 pm & All Day Sunday	Per Hour	\$ 350.00
		Grand Valley Ballroom with small patio	3 Hours	Saturday	Per Hour	\$ 400.00
		Grand Valley Ballroom with small patio - Long Term Rental (2 to 12 months)	3 Hours	Saturday Friday through Sunday	Per Hour	\$ 160.00
		Grand Valley Ballroom with large patio	3 Hours	Friday 5:00 pm & All Day Sunday	Per Hour	\$ 350.00
		Grand Valley Ballroom with large patio	3 Hours	Saturday	Per Hour	\$ 400.00
		Alessandro Room (Full)	2 Hours	Monday through Friday 4:59pm	Per Hour	\$ 75.00
		Alessandro Room (Half)	2 Hours	Monday through Friday 4:59pm	Per Hour	\$ 40.00
		Alessandro Room (Half)	2 Hours	Long Term Rental 2-12 months	Per Hour	\$ 20.00
		Alessandro Room (Full)	2 Hours	Friday 5:00 pm through Sunday	Per Hour	\$ 75.00
		Alessandro Room (Half)	2 Hours	Friday 5:00 pm through Sunday	Per Hour	\$ 40.00
		Frank E. Brown Room	2 Hours	Monday through Sunday	Per Hour	\$ 40.00
		Dance Studio	2 Hours	Monday through Friday 4:59pm	Per Hour	\$ 75.00
		Dance Studio	2 Hours	Friday 5:00 pm through Sunday	Per Hour	\$ 110.00
		Entire Gymnasium	2 Hours	Monday through Friday 4:59pm Sunday	Per Hour	\$ 100.00
Half Gymnasium	2 Hours	Friday 5:00 pm Monday through Sunday	Per Hour	\$ 50.00		
Little Rascals Room	2 Hours	Monday through Sunday	Per Hour	\$ 40.00		

Service/Facility fees may apply

Service/Facility	Unit	Current Fee
Grand Valley Ballroom Refundable Security Deposit for Groups 3 and 4		\$200.00 - \$750.00
Grand Valley Ballroom Refundable Security Deposit for Group 2 (Dependent on Event Liability)		-
Alessandro Room Refundable Security Deposit		\$ 100.00
Frank E. Brown Room Refundable Security Deposit		\$ 100.00
Dance Studio Refundable Security Deposit		\$250.00 - \$500.00
Gymnasium Refundable Security Deposit		\$250.00 - \$500.00
Grand Valley Ballroom Set-up Time and Tear Down of Event Minimum of one three hours prior and one hour following event. Maximum of two hours.	Per Hour	\$ 31.00
Alessandro Room Set-up Time and Tear Down of Event Minimum of one hour prior and one hour following event. Maximum of two hours.	Per Hour	\$ 25.00
Scoreboard and Controller	Per Day	\$ 20.00
Extended Facility Use	Entire Gymnasium	Per Hour \$ 100.00
	Half Gymnasium	Per Hour \$ 50.00
	Grand Valley Ballroom	Per Hour \$ 450.00
False Alarm - Fire	Per Alarm	\$ 200.00
False Alarm - Police	Per Alarm	\$ 28.00
Cleaning Fee		-\$200.00 - \$230.00 Cost Recovery
Unscheduled Program Use	Per Hour	\$ 100.00
Insurance		Cost Recovery
Decorating	Per Hour	\$ 31.00
Audio Visual Technician	Per Hour	\$35.00 - \$45.00
Staff Time	Per Hour	\$20.00 - \$30.00
Staff Overtime (per hour)		Cost Recovery

Attachment: DRAFT FY 2016-17 Fee Schedule [Revision 1] (2110 : DISCUSSION OF CITY USER FEE

DELETE
DELETE
DELETE

Section 7 - Parks and Community Services

A.3.b

Conference and Recreation Center (Cont.)

Security Services	Per Hour/Per Guard	-\$20.00 – \$25.00
		Cost Recovery
Equipment Rental		Current Fee
TV/VCR/DVD		\$25
Coffee Pot (12 cup)		\$6
Coffee Pot (55 cup)		\$20
Coffee Pot (100 cup)		\$40
Linen Rental		\$5
		Cost Recovery
AV Projector		\$25
Overhead Projector		\$20
Microphone (cordless)		\$25
Deluxe Sound System (small system available at no charge)		\$100
Dance Floor - 500 sq.ft. thru 1000 sq. ft. (includes set-up)		\$200
Easel		\$10
Flags		No charge
Gymnasium Floor Covering		\$1,300
Platform Lights		\$100.00 - \$200.00
Portable Bar		\$50
Projection Screen		No charge
Podium with microphone		No charge

DELETE
DELETE
DELETE
DELETE

DELETE

DELETE

- * Tables and chairs are included in the room rental fee.
- * Replacement fee will be assessed if equipment is damaged or destroyed.
- * Fees are subject to cost recovery charges.
- * Linens, cutlery, decorations, and patio furniture are not included with the room rental fee.
- * Rental equipment fees are subject to change without notice.

RECIPROCAL ARRANGEMENTS

Reciprocal arrangements are defined as a relationship of mutual facility use between the City of Moreno Valley and/or Moreno Valley Community Services District and governmental, educational agencies or resident non-profit organizations. Where reciprocal arrangements exist, no rental fee will be charged. However, cost recovery for staff and/or extraordinary expenses will be passed on to the user.

Mobile Stage Unit

Categories	Mandatory Staff Fee		Refundable Cleaning Deposit	Unit	Current Fee
	Stage Unit with Platforms (3 staff)	(2 staff)			
Category I	Cost Recovery	Cost Recovery			
			No Charge		No Charge
Category II					
Within Moreno Valley City Boundaries	Cost Recovery	Cost Recovery	\$ 100.00	Per Day	\$ 135.00
Boundaries Outside of Moreno Valley	Cost Recovery	Cost Recovery	\$ 100.00	Per Day	\$ 575.00
Category III					
	Cost Recovery	Cost Recovery	\$ 100.00	Per Day	\$ 125.00
Category IV					
	Cost Recovery	Cost Recovery	\$ 100.00	Per Day	\$ 335.00
Category V					
Within boundaries of Moreno Valley	Cost Recovery	Cost Recovery	\$ 100.00	Per Day	\$ 560.00
Outside of boundaries of Moreno Valley	Cost Recovery	Cost Recovery	\$ 100.00	Per Day	\$ 600.00

Attachment: DRAFT FY 2016-17 Fee Schedule [Revision 1] (2110 : DISCUSSION OF CITY USER FEE

Section 7 - Parks and Community Services

Mobile Stage Unit (Cont.)

CATEGORY DEFINITIONS	
Category I:	Parks and Community Services Department, City sponsored and/or city co-sponsored events.
Category II:	Other governmental agencies (city, county, federal or state) and educational institutions (school districts).
Category III:	A Moreno Valley based non-profit service organization that holds monthly meetings within the City of Moreno Valley's city boundaries. Organization must have a City of Moreno Valley mailing address. Organization's primary purpose must be charity, youth development, cultural enrichment, or civic improvement; and must show proof of non-profit status (Section 501(c)(3) and 501(c)(4) of Internal Revenue Code). Organization must show a viable organizational structure including with the application a listing of board officers' names, addresses and telephone numbers.
Category IV:	Moreno Valley businesses located within the City of Moreno Valley's city boundaries.
Category V:	Non-Moreno Valley based businesses and non-profit organizations.

MOBILE STAGE UNIT MISCELLANEOUS INFORMATION

DIMENSIONS Stage When Extended	
Interior Length	36'
Interior Depth	13', 6"
Body of Mobile Stage Unit	
Width	8 feet
Length	40', 45' hitch
Height of Back Wall	92" or 7'-8"
Platforms	
Extra Stage - Total of 9 Each	4' X 8'

D R A F T

AMENITIES INCLUDED IN MOBILE STAGE UNIT COST

Skirting around mobile stage unit
Generator

OPTIONAL AMENITIES

Sound System available at an additional cost of \$50.00 per day plus \$100.00 refundable security / deposit.
Sound System include Amplifier - Includes 8 Channels
Two (2) Large speakers with stands
Two (2) microphones with stands
Tape deck

Equestrian Center

User Group	Classification		Current Fee
Group 1	City sponsored/ conducted events, non-profit organizations, governmental agencies (Federal, State, County) and Educational Institutions with reciprocal arrangements (defined below).		\$ 0 *
Group 2	City of Moreno Valley resident (proof of residency may be required), resident non-profit organization (proof of residency may be required), governmental agencies (Federal, State, County) and Education Institutions.		\$ 100.00 *
Group 3	Moreno Valley commercial groups - social activities.	Per Day	\$ 125.00 *
Group 4	Non-Resident, non-profit, (proof of non-profit status may be required).	Per Day	\$ 125.00 *
Group 5	Resident, commercial use for profit.	Per Day	\$ 125.00 *
Group 6	Non-Resident, commercial use for profit.	Per Day	\$ 125.00 *

* Service/Facility Use Fees may apply

Attachment: DRAFT FY 2016-17 Fee Schedule [Revision 1] (2110 : DISCUSSION OF CITY USER FEE

Section 7 - Parks and Community Services

Equestrian Center (Cont.)

SERVICE / FACILITY USE FEES

Service / Facility	Current Fee
Refundable Security Deposit	\$ 300.00
Tractoring Fee (if applicable), each	\$ 100.00
Standby Tractoring Fee	\$ 50.00
Water Key Deposit	\$ 25.00
Lighting	\$ 15.00
Cancellation	\$ 25.00
Staff Overtime (per hour)	Cost Recovery

RECIPROCAL ARRANGEMENTS

Reciprocal arrangements are defined as a relationship of mutual facility use between the City of Moreno Valley and/or Moreno Valley Community Services District and governmental, educational agencies or resident non-profit organizations. Where reciprocal arrangements exist, no rental fee will be charged. However, cost recovery for staff and/or extraordinary expenses will be passed on to the user.

Cottonwood Banquet Room

Room	Classification		Current Fee
Banquet Room	Friday through Saturday (Minimum Time 4 hours)	per Hour	\$ 50.00
Banquet Room	Monday through Thursday (Minimum Time 2 hours)	Per Hour	\$ 40.00

*Service/Facility Use Fees may apply

SERVICE / FACILITY USE FEES

Service / Facility		Current Fee
Refundable Cleaning/Security Deposit		\$ 200.00
Setup/Reset Charge	per Hour	\$ 25.00
Cleaning		Cost Recovery
Decorating	per Hour	\$ 25.00
Staff Charge	per Hour	\$ 25.00
Other Security Services	per Hour	\$ 20.00
Unscheduled Program Use	per Hour	\$ 90.00
Cancellation Fee	per Hour	\$ 200.00

DELETE
DELETE

DELETE
DELETE
DELETE
DELETE
DELETE
DELETE
DELETE

Attachment: DRAFT FY 2016-17 Fee Schedule [Revision 1] (2110 : DISCUSSION OF CITY USER FEE

D R A F T

Section 8 - Police

	<u>Unit</u>	<u>Current Fee</u>	<u>Proposed Fee</u>
ABC Letter (Alcohol Beverage Control Letter)	Each	\$ 20	\$ 20
<u>Administrative Citations</u>			
1st Offense		\$ 100 MC 1.01.230	\$ 100
2nd Offense		\$ 200 MC 1.01.230	\$ 200
3rd Offense		\$ 500 MC 1.01.230	\$ 500
Bingo Permit	Annual	\$ 50 Fee set by PC 326.5/Ord 611 11.50.050	\$ 50
Certification of Police Records	Each	\$ 5	\$ 5
Clearance Letter	Each	\$ 10 GC6253(b)	\$ 10
Citation Sign-off for Non-Resident	Each	\$ 15 GC26746.1	\$ 15
Concealed Weapons Permit	Processed by the Riverside County Sheriff's Department		
Explosive Permit (fingerprinting)	See Fingerprinting: Live Scan		
False Alarm Response			
Burglary	per Occurrence	\$ 32	\$ 32
Robbery	per Occurrence	\$ 125	\$ 125
Fingerprinting (Live Scan)			
Processing through DOJ and FBI	per Set	\$ 49 Fee set by DOJ and FBI	\$ 49 DELETE
Processing through DOJ	per Set	\$ 32 Fee set by DOJ	\$ 32 DELETE
Processing fee	per Set	\$ 10 PC 13300(e)	\$ 10
Juvenile Daytime Curfew Ordinance Police Service Fee (plus fine amount)		\$ 30 MC 11.05.080	\$ 30 DELETE
Photographs			
Photographs: Traffic Collisions (3"x5" or 8"x10")*	Each	\$ 22	\$ 22
Color Copy of Digital Photo	Each	\$ 5	\$ 5
Mug Shot/Booking Photo	Each	\$ 5	\$ 5

Attachment: DRAFT FY 2016-17 Fee Schedule [Revision 1] (2110 : DISCUSSION OF CITY USER FEE

Section 8 - Police

	<u>Unit</u>	<u>Current Fee</u>		<u>Proposed Fee</u>
Police Services at Public Event				
Police Sergeant	per Hour	\$ 99		Fully burdened
Police Officer	per Hour	\$ 71		City cost per
Community Services Officer	per Hour	\$ 49		contract
Reports				
Collision and Crime	up to 10 pages	\$ 5		\$ 5
	each additional page	\$ 0		\$ 0
Repossession Fee				
		\$ 15	Fee set by GC26751 & GC41612	\$ 15
Second Hand Dealers License (Fingerprinting Required)				
State Initial License		\$ 300	Bus & Prof Code 21641	\$ 300
Renewal		\$ 300	Bus & Prof Code 21642	\$ 300
Fingerprinting (Live Scan)		\$ 32	Fee set by DOJ	\$ 32 DELETE
Live Scan processing fee		\$ 10	PC-13300(e)	\$ 10 DELETE
Federal Statute Title 5 Chapter 91				
Security Clearance Information Act (SCIA) - Local Records Check				
		\$ 5	Section 9101	\$ 5
Taxicab (Fingerprinting Required)				
Application Processing	Annual	\$ 159		\$ 159
Taxicab Driver Permit	Annual / per Driver	\$ 11		\$ 11
Taxicab Permit	Annual / per Taxicab	\$ 11		\$ 11
Fingerprinting/Background Check		See Fingerprinting: Live Scan		
Tow Truck (Fingerprinting Required)				
Driver Fee	Annual	\$ 26		\$ 26
Fingerprinting/Background Check		See Fingerprinting: Live Scan		
Vehicle Release				
		\$ 120		\$ 75
Massage				
Appeal Fee (Operator and technician)		\$ 146		\$ 110
Application Fee and Renewal		\$ 13		\$ 6
Inspection Fee		\$ 142		\$ 70
<u>Background Check, Fingerprinting and photo</u>				
Initial		\$ 175		\$ 133
Renewal		\$ 70		\$ 133
Testing Fee (Operator and technician)		\$ 98		\$ 98

Attachment: DRAFT FY 2016-17 Fee Schedule [Revision 1] (2110 : DISCUSSION OF CITY USER FEE

Section 9 - Public Works

	<u>Unit</u>	<u>Current Fee</u>
<u>Administration</u>		
Plans and Specification Fee (non-refundable)		Actual cost (\$10 min)
Copy of Capital Improvement Plan	Each	Actual City Cost

D R A F T

Attachment: DRAFT FY 2016-17 Fee Schedule [Revision 1] (2110 : DISCUSSION OF CITY USER FEE

Section 9 - Public Works

Land Development

LEGAL AND OTHER DOCUMENTS

Fee Includes Three (3) Reviews, Unless Otherwise Noted

	<u>Unit</u>	<u>Current Fee</u>	<u>Proposed Fee</u>
Lot Line Adjustment	Each	\$ 1,168	\$ 1,168
Certificate of Parcel Merger	Each	\$ 1,168	\$ 1,168
Certificate of Correction	Each	\$ 498	\$ 498
Certificate of Compliance	Each	\$ 980	\$ 980
Conditional Certificate of Compliance	Each	\$ 1,424	\$ 1,424

Street Vacation

Summary	Each	\$ 1,208	\$ 1,208
Full	Each	\$ 4,009	\$ 3,391

Condemnation

Initial Processing Deposit	Deposit	\$ 5,000	\$ 5,000
Right-of-Way Acquisition and Processing (minimum fee)	Deposit (per lot)	\$ 5,000 Amount determined by City Engineer. Not to exceed total City cost.	\$ 5,000 Amount determined by City Engineer. Not to exceed total City cost.

D R A F T

Attachment: DRAFT FY 2016-17 Fee Schedule [Revision 1] (2110 : DISCUSSION OF CITY USER FEE

Section 9 - Public Works

Land Development

Document Review and Processing

	<u>Unit</u>	<u>Current Fee</u>	<u>Proposed Fee</u>
Minor Documents (Staff Reports, Offers of Dedication, Easement Deeds, Grant Deeds, Centerline Tie Sheets, Public Improvement Agreements, partial Security Reduction, etc) (For 2 Reviews)	Each	\$ 798	\$ 798
Major Documents (DIF/TUMF Actual cost verification, etc)	Each	Amount determined by City Engineer. Not to exceed total City cost.	Amount determined by City Engineer. Not to exceed total City cost.
Public Improvement Agreement (Extension)	Each	\$ 932	\$ 848
Security Release/Exoneration	Each	\$ 1,795	\$ 1,795
Assurance of Construction (Grading, Damage and Minor Construction Securities)	Deposit	Security amount determined by City Engineer	Security amount determined by City Engineer

MAP CHECKING

Initial Fee Includes Three (3) Reviews, Unless Otherwise Noted

Parcel Map Residential plus per lot fee	Each per Lot	\$ 4,771 + \$ 43	\$ 4,771 + \$ 43
Parcel Map Non-Residential plus per lot fee	Each per Lot	\$ 5,108 + \$ 43	\$ 5,108 + \$ 43
Tract Map	Each per Lot	\$ 5,108 + \$ 43	\$ 5,108 + \$ 43
4th and Subsequent Reviews (Parcel and Tract)	per Sheet, per Review	\$ 289	\$ 235
Amended Map Residential	Each	\$ 2,966	DELETE
Amended Map Non-Residential	Each	\$ 3,303	DELETE

Attachment: DRAFT FY 2016-17 Fee Schedule [Revision 1] (2110 : DISCUSSION OF CITY USER FEE

Section 9 - Public Works

Land Development

MAP CHECKING (CONT)

	Unit	Current Fee	Proposed Fee
Amended Tract Map	Each	\$ 3,303	\$ 505
4th and Subsequent Reviews (Parcel and Tract)	per Sheet, per Review	\$ 289	\$ 235
Reversion to Acreage	Each	\$ 1,733	\$ 340
Monument Review Field		5% of Bond or \$415 min	5% of Bond or \$415 min
Survey Monument Restoration (Two Reviews, Per Set)	Each	\$ 272	\$ 45

IMPROVEMENT PLAN CHECK (Includes but is not limited to Street Improvements, Storm Drain, Water, Sewer, etc Plans)

~~Initial Fee Includes Three (3) Reviews, Unless Otherwise Noted~~

DELETE

<= \$100,000 of Engineer's estimate Plus	Deposit	\$ 0 +	DELETE
-\$100,001-\$250,000 of Engineer's estimate Plus		\$ 0 +	DELETE
-> \$250,000 of Engineer's estimate		\$ 0	DELETE

~~On-site Improvements (For non-single family residential, based on Engineer's estimate)~~

~~\$ 0~~

DELETE

~~4th and Subsequent Reviews (Improvement Plans minimum fee)~~

~~per Sheet, per Review~~

~~\$ 263~~

DELETE

~~-or amount determined by the City-
Engineer. Fee not to exceed total City-
cost-~~

DELETE

Revisions (Improvement Plans)

~~Minor (Including As-Builts, minimum fee*)~~

~~per Sheet, per Review~~

~~\$ 276~~

DELETE

~~Major (minimum fee)~~

~~per Sheet, per Review~~

~~\$ 285~~

~~-Amount determined by the City-
Engineer. Fee not to exceed total City-~~

DELETE

~~* For As-Builts with no changes, a one sheet fee is required.~~

IMPROVEMENT PLAN CHECK (Includes but is not limited to Street Improvements, Storm Drain, Water, Sewer, etc Plans)

~~Initial Fee Includes Three (3) Reviews, Unless Otherwise Noted~~

~~per Sheet~~

~~\$ -~~

\$ 1,290

NEW

~~4th and Subsequent Reviews (Improvement Plans minimum fee)~~

~~per Sheet, per Review~~

~~\$ 263~~

\$ 263

~~Traffic Signal Plan Check~~

~~per Sheet for first 3 reviews~~

~~\$ -~~

\$ 3,005

NEW

~~Revisions (Improvement Plans)~~

~~per Sheet~~

~~\$ -~~

\$ 315

NEW

~~* For As-Builts with no changes, a one sheet fee is required.~~

D R A F T

Attachment: DRAFT FY 2016-17 Fee Schedule [Revision 1] (2110 : DISCUSSION OF CITY USER FEE

Section 9 - Public Works

Land Development

MASS/ROUGH GRADING PLAN CHECK

Parcel Map Subdivisions and Custom Homes

Unit	Current Fee	Proposed Fee	
-0-5,000 CY	\$ 2,724	\$ 2,724	DELETE
-5,001-100,000 CY Plus	\$ 2,724 +	\$ 2,724	DELETE
-Each Additional 5,000 CY or portion thereof over 5,000 CY (prorated per cubic yard)	\$ 338	\$ 338	DELETE
->100,000 CY Plus	\$ 9,146 +	\$ 9,146	DELETE
-Each Additional 10,000 CY or portion thereof over 100,000 CY (prorated per cubic yard)	\$ 113	\$ 113	DELETE
4th and Subsequent Reviews (Mass/Rough Grading Plans) per Sheet, per Review	\$ 307	\$ 307	DELETE

Tract Maps & Non Subdivisions

-0-5,000 CY	\$ 3,061		DELETE
-5,001-100,000 CY Plus	\$ 3,061 +		DELETE
-Each Additional 5,000 CY or portion thereof over 5,000 CY (prorated per cubic yard)	\$ 338		DELETE
->100,000 CY Plus	\$ 9,483 +		DELETE
-Each Additional 10,000 CY or portion thereof over 100,000 CY (prorated per cubic yard)	\$ 113		DELETE

4th and Subsequent Reviews (Mass/Rough Grading Plans) per Sheet, per Review \$ 307

Initial Fee Includes Three (3) Reviews, Unless Otherwise Noted
4th and Subsequent Reviews (Improvement Plans minimum fee)

per Sheet \$ -
per Sheet, per Review \$ -

	\$ 1,325	NEW
	\$ 390	NEW
	\$ 390	NEW

Revisions (Mass/Rough Grading Plans) Including As-Builts
* For As-Builts with no changes, a one sheet fee is required.

per Sheet, per Review \$ 1,347

STOCKPILE/BORROW SITE PLAN

Initial Fee Includes Three (3) Reviews, Unless Otherwise Noted

-0-5,000CY	\$ 795.00		DELETE
-5,001-100,000 CY	\$ 1,246.00		DELETE
->100,000 CY	\$ 1,661.00		DELETE
4th and Subsequent Reviews (Stockpile/Borrow Plans) per Sheet, per Review	\$ 307.00		DELETE
Revisions (Stockpile/Borrow Plans)			
-Minor per Sheet, per Review	\$ 350.00		DELETE
-Major (minimum fee) per Sheet, per Review	\$ 400.00		DELETE
	-Actual amount determined by the City Engineer. Fee not to exceed total City cost.-		DELETE

Attachment: DRAFT FY 2016-17 Fee Schedule [Revision 1] (2110 : DISCUSSION OF CITY USER FEE

Section 9 - Public Works

Land Development

STOCKPILE/BORROW SITE PLAN (Cont.)

Stockpile/Borrow Sites (Initial fee includes three (3) reviews unless otherwise noted)

4th and Subsequent Reviews (Stockpile/Borrow Plans)

Revisions (Stockpile/Borrow Plans)(Initial fee includes three (3) reviews unless otherwise noted)

Unit	Current Fee	Proposed Fee	
per Sheet	\$ -	\$ 790	NEW
per Sheet, per Review	\$ -	\$ 310	
per Sheet, per Review	\$ -	\$ 340	NEW

PRECISE GRADING PLAN CHECK

Initial Fee Includes Three (3) Reviews, Unless Otherwise Noted

~~Parcel Map Subdivisions and Custom Homes Plus~~

Each	\$ 2,627 +	\$ 2,627	DELETE
per Lot	\$ 74	\$ 74	DELETE

~~Tract Maps~~

Each	\$ 2,964	\$ 2,964	DELETE
per Lot	\$ 74	\$ 74	DELETE

~~Non Subdivisions~~

-0-5,000CY	\$ 2,965	\$ 2,965	DELETE
-5,001-100,000 CY Plus	\$ 2,965 +	\$ 2,965	DELETE
-Each Additional 5,000 CY or portion thereof over 5,000 CY (prorated per cubic yard)	\$ 301	\$ 301	DELETE
->100,000 CY Plus	\$ 8,684 +	\$ 8,684	DELETE
-Each Additional 10,000 CY or portion thereof over 100,000 CY (prorated per cubic yard)	\$ 74	\$ 74	DELETE

D R A F T

Section 9 - Public Works

Land Development

PRECISE GRADING PLAN CHECK (CONT)

	Unit	Current Fee	Proposed Fee	
4th and Subsequent Reviews (Precise Grading Plans)	per Sheet, per Review	\$ 320	\$ 320	DELETE
Revisions (Precise Grading Plans)				
Minor (Including As-Built, minimum fee*)	per Sheet, per Review	\$ 350	\$ 350	DELETE
Major (minimum fee)	per Sheet, per Review	\$ 400	\$ 400	DELETE

* For As-Built with no changes, a one sheet fee is required.

~~Actual amount determined by the City Engineer. Fee not to exceed total City cost.~~ ~~Actual amount determined by the City Engineer. Fee not to exceed total City cost.~~

PRECISE GRADING PLAN CHECK

Initial Fee Includes Three (3) Reviews, Unless Otherwise Noted

4th and Subsequent Reviews (Precise Grading Plans)	per Sheet	\$ -	\$ 2,250	NEW
Revisions (Precise Grading Plans) Including As-Built	per Sheet, per Review	\$ -	\$ 595	NEW
	per Sheet, per Review	\$ -	\$ 420	

* For As-Built with no changes, a one sheet fee is required.

STUDIES

Flood Plain (CLOMR/LOMR) - initial processing, deposit

-1-10 Acres (Tributary)	Each	\$ 3,516.00	+	2,500	NEW
-Over 10 Acres	Each	\$ 3,516.00	+		DELETE
-Each Acre over 10 Acres	per Acre	\$ 21.00			DELETE

Drainage (Hydrology/Hydraulics)

-0-50 Acres (Tributary)	per Acre	\$ 51.00	\$450 minimum		DELETE
-51-100 Acres Plus	Each	\$ 2,500.00	+		DELETE
-Each Additional Acre over 50	per Acre	\$ 6.00			DELETE
-101-1,000 Acres Plus	Each	\$ 2,800.00	+		DELETE
-Each Additional Acre over 100	per Acre	\$ 4.00			DELETE
-Over 1,000 Acres Plus	Each	\$ 6,400.00	+		DELETE
-Each Additional Acre over 1,000	per Acre	\$ 1.00			DELETE
Base Fee Plus				\$ 3,154	NEW
per acre				\$ 39	NEW
Hydrology & Hydraulic Calculations for Treatment Control Devices				\$ 1,892	NEW
4th and Subsequent Review, per review				\$ 1,104	NEW

Preliminary Drainage Study (Entitlement Stage)

Each	\$ 493.00	\$ 493	
------	-----------	--------	--

Preliminary Water Quality Management Plan (P-WQMP)

WQMP Preliminary Document Review

First Two Reviews Only (Consultant and Admin)		\$ 990			DELETE
Three Reviews (Consultant & Admin)		\$ -		\$ 3,359	NEW
Third and Subsequent Reviews (Fee for Consultant Only)	Each Review	\$ 341			DELETE
Additional Reviews	Each Review			\$ 788	NEW
All Meetings	per Hour	\$ 265		\$ 170	
All Teleconferences	per Hour	\$ 159		\$ 170	

Attachment: DRAFT FY 2016-17 Fee Schedule [Revision 1] (2110 : DISCUSSION OF CITY USER FEE

Section 9 - Public Works

Land Development

Final Water Quality Management Plan (F-WQMP)

WQMP Final Document Review

(Initial fee includes Document Review, Teleconferences and Meetings)

	<u>Unit</u>	<u>Current Fee</u>	<u>Proposed Fee</u>
Basic Review (Maximum 3 Reviews and 2 Meetings) (Applies to Hillside Residential ≤ 9 Units)		\$ 1,164	\$ 1,164
Subsequent Reviews	Each Review	\$ 795	\$ 795
Subsequent Meetings	per Hour	\$ 265	\$ 170
Subsequent Teleconferences	per Hour	\$ 159	\$ 170
Standard Review (Maximum 2 Reviews and 2 Meetings) (Applies to Residential ≤ 50 Units; Commercial ≤ 2 Acres; Industrial ≤ 1 Acre; Automotive ≤ 1 Acre; Restaurants ≤ 1 Acre; Hillside Development ≤ 1 Acre (Except Hillside Residential ≤ 9 Units); and Parking Lots ≤ 2 Acres)		\$ 4,547	\$ 3,391
Subsequent Reviews	Each Review	\$ 1,526	\$ 1,526
Subsequent Meetings	per Hour	\$ 265	\$ 170
Subsequent Teleconferences	per Hour	\$ 159	\$ 170
Complex Review (Maximum 3 Reviews and 3 Meetings) (Applies to MFR or SFR > 50 Units; Commercial > 2 Acres; Industrial > 1 Acre; Automotive > 1 Acre; Restaurants > 1 Acre; Hillside Development > 1 Acre (Except Hillside Residential ≤ 9 Units); and Parking Lots > 2 Acres)		\$ 6,550	\$ 4,747
Subsequent Reviews	Each Review	\$ 1,934	\$ 1,934
Subsequent Meetings	per Hour	\$ 265	\$ 170
Subsequent Teleconferences	per Hour	\$ 159	\$ 170

D R A F T

Attachment: DRAFT FY 2016-17 Fee Schedule [Revision 1] (2110 : DISCUSSION OF CITY USER FEE

Section 9 - Public Works

Land Development

OTHER PLAN CHECK FEES

Underground Overhead Utilities

~~Underground of Utilities Administration Fee Plus~~

	<u>Unit</u>	<u>Current Fee</u>	<u>Proposed Fee</u>	
Underground Overhead Utilites Plan Check fee	per Review	\$ -	\$ 315	NEW
Underground of Utilities In-Lieu Fee (In accordance with Development Code 9.14.130)	per Linear Foot	\$ 207	\$ 207	

IMPROVEMENT PLAN INSPECTION

Grading

Mass, Rough, Precise, Stockpile or Borrow Grading Inspection (All projects)				
0-100 CY		\$ 675	\$ 675	
101-1,000 CY Plus		\$ 675 +	\$ 675 +	
Each Additional 100 CY or portion thereof over 100 CY (prorated per cubic yard)		\$ 126	\$ 126	
1,001-10,000 CY Plus		\$ 1,809 +	\$ 1,809 +	
Each Additional 1,000 CY or portion thereof over 1,000 CY (prorated per cubic yard)		\$ 414	\$ 414	
10,001-100,000 CY Plus		\$ 5,535 +	\$ 5,535 +	
Each Additional 10,000 CY or portion thereof over 10,000 CY (prorated per cubic yard)		\$ 376	\$ 376	
> 100,000 CY Plus		\$ 8,919 +	\$ 8,919 +	
Each Additional 10,000 CY or portion thereof over 100,000 CY (prorated per cubic yard)		\$ 338	\$ 338	

Improvements

Improvement Plan (Offsite Public Improvements, Per Project)				
< \$100,000 of Engineers estimate Plus	Deposit	4% +	4% +	
\$100,000-\$250,000 of Engineers estimate Plus	Deposit	3% +	3% +	
> \$250,000 of Engineers estimate	Deposit	3%	3%	
Onsite Improvements (Based on Engineer's estimate)	Deposit	1%	1%	
Re-inspection	Each	\$ 458	\$ 458	
Holidays, Weekends and Night Inspections (Based on staff availability)	per Hour*	\$ 79 Straight Time	\$ 170 Straight Time	
	*minimum of 2 hour	\$ 96 Over Time	\$ 255 Over Time	

Attachment: DRAFT FY 2016-17 Fee Schedule [Revision 1] (2110 : DISCUSSION OF CITY USER FEE

Section 9 - Public Works

Land Development

STORM WATER MANAGEMENT INSPECTION

Storm Water Pollution Abatement Program

Projects Under Construction

Construction Site Inspection

Current Fee	Proposed Fee
\$ 426	\$ 315
\$ 19	

~~NPDES Construction Inspection Invoice Processing~~

DELETE

Existing Businesses

NPDES Industrial Site Initial Inspection

Each

\$ 477

\$ 363

Follow-up Compliance Inspection

Each

\$ 224

\$ 158

NPDES Commercial Site Initial Inspection

Each

\$ 351

\$ 237

Follow-up Compliance Inspection

Each

\$ 224

\$ 158

NPDES Restaurant Initial Inspection (CAP)

Each

\$ 287

\$ 237

Follow-up Compliance Inspection

Each

\$ 224

\$ 159

NPDES Business Inspection Invoice Processing

\$ 19

\$ 19

Water Quality Basin Landscape Plan Check (per sheet includes 3 submittals)

\$ 2,059

\$ 1,915

NEW

Each Additional submittal

per Sheet

\$ 318

\$ 300

NEW

Water Quality Basin Landscape Inspection

0-1 Acre

\$ 12,565

\$ 1,892

1-1.5 Acres

\$ 14,450

\$ 2,365

1.5-2 Acres

\$ 16,334

\$ 2,523

2-2.5 Acres

\$ 18,220

\$ 3,154

Each additional 1/2 Acre > 2.5 Acres

per 1/2 Acre

\$ 1,884

\$ 315

PENALTY FEES

Inspection and Testing work in Right-of-Way without Encroachment Permit

\$ 639

\$ 639

Failure to Schedule Inspection Prior to Performing Work *

\$ 129

\$ 129

* Penalty Fee to be determined by the City Engineer. Listed amount for the first offense and not to exceed \$500 for each subsequent offense.

PERMITS - ADMINISTRATION FEES

Grading or Inspection: Permit Issuance

Each

\$ 87

\$ 87

Construction Permit Issuance

Each

\$ 87

\$ 87

Newspaper Rack Annual Permit Issuance

Each

\$ 87

\$ 87

Annual Utility Blanket Permit Administration

Each

\$ 87

\$ 87

Second Driveway Approach Application

Each

\$ 87

\$ 87

Attachment: DRAFT FY 2016-17 Fee Schedule [Revision 1] (2110 : DISCUSSION OF CITY USER FEE

Section 9 - Public Works

Land Development

PERMITS - INSPECTION FEES

	<u>Unit</u>	<u>Current Fee</u>	<u>Proposed Fee</u>
Concrete Sidewalk			
0-100 Linear Feet	Each	\$ 70 +	\$ 70 +
> 100 Linear Feet	per Linear Foot	\$ 1	\$ 1
Parkway Drains	Each	\$ 153	\$ 153
Residential Curb Core (2 maximum per lot)	per Lot	\$ 83	\$ 83
Driveways			
Commercial	Each	\$ 153	\$ 153
Residential	Each	\$ 215	\$ 170
Excavation-Street Crossing	per Linear Foot	\$ 2 \$232 min	\$ 2
0-100 Linear Feet (Base Feet)		\$ -	\$ 315
>100 Linear Feet	per LF	\$ -	\$ 1
Excavation Parallel Trench	per Linear Foot	\$ 1 \$232 min	\$ 1
Small Bore Potholes (12" Diameter Maximum)	Each	\$ 28	\$ 28
All Other Potholes	Each	\$ 82	\$ 82
Bores/Splice Pits	Each	\$ 55	\$ 55
Non-Retaining Wall	Each	\$ 153	\$ 153
Fence	Each	\$ 153	\$ 153
Newspaper Rack Installation	Each	\$ 55	\$ 55
Utility Blanket Permit Individual Location Inspection	Each	\$ 15	\$ 15
Miscellaneous Inspections (Based on staff availability)	per Hour*	\$ 79 Straight Time	\$ 170 Straight Time
	*minimum of 1 hour	\$ 96 Over Time	\$ 255 Over Time

DRAFT

Attachment: DRAFT FY 2016-17 Fee Schedule [Revision 1] (2110 : DISCUSSION OF CITY USER FEE

Section 9 - Public Works

Land Development

OTHER PERMITS

	Unit	Current Fee	Proposed Fee
Application Fee for Special Events, (Including Permit to Conduct a Parade or other event within Public Property or Street Right-of-Way.)	Each	\$ 217	\$ 217
Block Party Permit Processing	Each	\$ 87	\$ 87
Flood Plain Determination (Community Rating System)	per Lot	\$ 21	\$ 21
Elevation Certification (Mobile Home Park)	Each	\$ 164	\$ 164

OTHER FEES

Advanced Energy Fees

New Street Light Installation Fee(s) - Zone B (Residential and Zone C (Arterial & Intersections))

Administration Fee		\$ 428	\$ 160	
Street Light Coordination Fee	per Pole	\$ -	\$ 380	NEW
Zone B 100w HPSV or equivalent (9,500 Lumens)	Each	\$ 621	\$ 621	
Zone C 200w HPSV or equivalent (22,000 Lumens)	Each	\$ 680	\$ 680	
250w HPSV or equivalent*		\$ 705	\$ 705	
100w LED or equivalent		\$ 655	\$ 655	
145w LED or equivalent*		\$ 706	\$ 706	

*The fee for any street light installation which may exceed the identified wattages (w), as denoted above will be determined by the Special Districts Division. Fee is not to exceed actual City Cost.

Area Drainage Plan Fee

Established by and payable to the County of Riverside Flood Control District

MISCELLANEOUS LAND DEVELOPMENT FEES

City of Moreno Valley Book of Standard Drawings	Each	\$ 48	\$ 48
---	------	-------	-------

Research of Records, Files, etc.

-Technical	per Hour*	\$ 87	+reproduction costs	DELETE
-Professional	per Hour*	\$ 145	+reproduction costs	DELETE

* minimum of 1/2 hour

In-house Reproduction costs of Engineered Plan Sheets (Large Format)	per Sq Ft	\$ 1	\$ 1
--	-----------	------	------

Hourly Rates

Land Development			\$ 170
------------------	--	--	--------

Attachment: DRAFT FY 2016-17 Fee Schedule [Revision 1] (2110 : DISCUSSION OF CITY USER FEE

Section 9 - Public Works

	<u>Unit</u>	<u>Current Fee</u>
<u>Maintenance and Operations</u>		
Private Residence Tree Removal (Service not available on request; service will only be performed when required as determined by Public Works, Maintenance and Operations Division)	Each	\$ 280.00
<u>Solid Waste</u>		
Self Haul Permit (Solid Waste)	Each	\$ 41.00
Confiscation of Bin (1.5 yard - 6 yard)		
Hauling & Disposal	per Bin	\$ 98.00
Storage	per Bin	\$ 25.00
(10 yard - 40 yard)		
Hauling & Disposal	per Bin	\$ 458.00
Storage	per Bin	\$ 75.00

D R A F T

Attachment: DRAFT FY 2016-17 Fee Schedule [Revision 1] (2110 : DISCUSSION OF CITY USER FEE

Section 9 - Public Works

<u>Special Districts</u>	<u>Unit</u>	<u>Current Fee</u>		<u>Proposed Fee</u>	
Miscellaneous Document Preparation, Review, Research, Processing etc	per Hour	\$ 123	+ third party expenses	\$ 123	+ third party expenses
Land and Assessment Division Applications	per Parcel	\$ 942	+ third party expenses	\$ 942	+ third party expenses
Special District Formation Application	Each	\$ 5,238		\$ 5,238	
Special District Bond Issuance	Each	1% of bond issue	\$50,000 min	1% of bond issue	\$50,000 min
Special Tax Report	Each	City Cost	\$10 min		DELETE
Annual Levy Report	Each	City Cost	\$10 min		DELETE
Parcel Payoff/ Amortization Schedule Note: Bond payoff/ amortization schedule information is given to property owners free of charge. Others requesting information will be charged per parcel.	per Parcel	\$ 46		\$ 46	
Fixed Charge Tax Bill Revisions	per Parcel	County Cost		\$ 150.00	plus County Cost
Plans and Specifications (Non-refundable) (Landscape and Street Light documents)		City Cost	\$10 min	City Cost	\$10 min
Fixed Charge Levy Admin Fee (Fire & Code Nuisance Abatement)	per Parcel	\$ -		\$ 16.00	NEW
Fixed Charge Levy Admin Fee (Solid Waste)	per Parcel	\$ -		\$ 1.00	NEW

Attachment: DRAFT FY 2016-17 Fee Schedule [Revision 1] (2110 : DISCUSSION OF CITY USER FEE

Section 9 - Public Works

Special Districts

	<u>Unit</u>	<u>Current Fee</u>		<u>Proposed Fee</u>
Mail Ballot / Special Election Processing (includes 2 Council meetings)				
Administrative Fee	per Proceeding	\$ 3,375 + 3rd Party expenses		\$ 2,364 + 3rd Party expenses
Administrative Fee (CFD Annexations Only)	per Proceeding	\$ 1,800 + 3rd Party expenses		\$ 1,800 + 3rd Party expenses
Additional/rescheduled Council Meeting	per Meeting	\$ 791 + 3rd Party expenses		\$ 750 + 3rd Party expenses
Annexation/boundary map preparation	per Map	Actual charge is "fully burdened" rate charge plus expenses. Not to exceed actual City cost.		Actual charge is "fully burdened" rate charge plus expenses. Not to exceed actual City cost.

Landscape Plan Check

Base Fee (7 sheets & 3 total submittals)		\$ 6,281	per Sheet	\$ 1,330
Each Additional Sheet & 3 submittals		\$ 880		\$ 880 DELETE
Each Additional submittal	per Sheet	\$ 189		\$ 155

Note: Landscape Plan Check fees include Special Districts, Planning & Land Development

Landscape Inspection

0-1 Acre		\$ 12,565		\$ 12,565 DELETE
Less than .5 Acres		\$ -		\$ 6,840
>.5 to 1 Acres		\$ 14,450		\$ 11,240
>1-1.5 Acres		\$ 16,334		\$ 14,450
>1.5-2 Acres		\$ 18,220		\$ 16,334
2-2.5 Acres		\$ 18,220		\$ 18,220
Each additional 1/2 acre > 2.5	per 1/2 acre	\$ 1,884		\$ 1,960
Additional Inspections or Re-Inspections	per Hour	\$ 121	See Note 1	\$ 121

Public Works Landscape Design Guidelines	Each	\$ 10		\$ 10
--	------	-------	--	-------

Note 1 - Any fees added to the Fee Schedule after November 2010 may not be automatically increased by CPI based on legal interpretation of Prop 26. This ruling does not include fees related to recreation programs, facility rental or utility operations.

Special Districts Hourly Rate				\$ 150
-------------------------------	--	--	--	--------

Section 9 - Public Works

	<u>Unit</u>	<u>Current Fee</u>	<u>Proposed Fee</u>
<u>Transportation Engineering</u>			
<u>Permit Parking Program</u>			
Application Fee	Each	\$ 95.00	\$ 95
<u>Special Traffic Count</u>			
Daily Two Directional	per Count	\$ 144.00	\$ 180
Daily Non-Directional	per Count	\$ 71.00	DELETE
Peak Hour Intersectional	per Count	\$ 50.00	\$ 180
<u>Speed Study</u>			
Radar		\$ 54.00	DELETE
Speed Profile (2 tubes, 1 machine)		\$ 201.00	DELETE
Special Traffic Curb Painting	Deposit	\$ 178.00	DELETE
<u>Signs</u>			
Miscellaneous Traffic Control Signs (Stop, Yield, Bus Stop, etc)	Each	\$ 286.00	\$ 286
Neighborhood Watch Signs (Installed)	Each	\$ 13.00	\$ 13
Street Name Sign	Each	\$ 429.00	\$ 429
<u>Signal Construction Inspection and Turn-on</u>			
<= \$100,000 of Engineer's estimate		4.00%	4.00%
\$100,001-\$250,000 of Engineer's estimate		3.00%	3.00%
> \$250,000 of Engineer's estimate		2.50%	2.50%
Controller Testing		\$ 2,005.00	\$ 2,005
Signing and Striping Plan Review (1-3 submittals)	Per Sheet	\$ 364.00	\$ 364
4th and subsequent submittals	Per Sheet	\$ 213.00	\$ 200

DRAFT

Attachment: DRAFT FY 2016-17 Fee Schedule [Revision 1] (2110 : DISCUSSION OF CITY USER FEE

Section 9 - Public Works

	<u>Unit</u>	<u>Current Fee</u>	<u>Proposed Fee</u>	
<u>Transportation Engineering</u>				
<u>Temporary Parking Permit</u>				
Type I <i>(Allow temporary parking on a restricted street section with curb lane width of less than 18 ft)</i>		\$ 141.00		
Type II <i>(Allow temporary parking on a restricted street section with curb lane width of 18 ft or more)</i>		\$ 70.00		
<u>Traffic Impact Analysis</u>				
Minor	Each	\$ 1,177.00	\$ 1,177	
Major	Each	\$ 3,118.00	\$ 3,118	
Traffic Control Plan Review (1-3 submittals)	per Sheet	\$ 364.00	\$ 215	
4th and subsequent submittals	Per Sheet	\$ 213.00	\$ 100	
Oversize/Weight Permit				
Single Trip			\$ 52	NEW
Annual			\$ 52	NEW
Transportation Engineering Hourly Rate			\$ 202	

D R A F T

Attachment: DRAFT FY 2016-17 Fee Schedule [Revision 1] (2110 : DISCUSSION OF CITY USER FEE

Section 10 - Miscellaneous Fees and Charges

	Unit	Current Fee
Council Chamber Room Rental	per Day	\$ 132.00
Mileage for City employee appearances	per Mile	IRS allowable rate
Motion Picture Permit	Each	\$ 393.00
<u>Copies *</u>		
Black & White	per Page	\$ 0.20
Color	per Page	\$ 0.75

* All government agencies and their official representatives shall be exempt from paying these charges for single copies for official use.

Copies and Research in response to subpoena	per Occurrence	City cost as provided for in California Evidence Code Section 1563
---	----------------	--

Copies of maps, documents, graphs or special work may be furnished upon the payment of the cost of printing and preparation. For such items for which a regular established price is unavailable, the Department Head, in collaboration with the Financial & Administrative Services Director, may establish a price consistent with the cost of printing and preparation thereof. The Financial & Administrative Services Director shall report such exceptions to the City Manager. It shall be the responsibility of the City Manager to review such costs annually and make such recommendations to the City Council as required to keep charges consistent with actual costs.

D R A F T

The City Council may waive processing or appeal fees for any private or public agency on a case-by-case basis. In the case of an appeal by a public agency or school district, no fee shall be charged until the City Council considers the appeal matter itself and renders a decision on the waiver of the fee after the entire appeal matter has been heard.

Note: Projects equal to or in excess of \$50,000,000 in total value will qualify to be considered for inclusion in the City's pilot program utilizing Time-and-Material charging/billing methodology for Development Services activities; this program encompasses all Departments and all fees for projects in the program. For more information on this pilot program please contact the City Manager's Office.

Land Development Division Deposits will be valued at one-quarter of the fee that would typically be charged for plan check or inspection services.

Building Permit Fee – Sample Comparison

One and Two Family Dwellings (tract home) 2,000 SF, 600 SF garage and porch

	Current Fee	Proposed Fee
	Plan Check / Inspection	Plan Check / Inspection
Building and Safety	\$3,758	\$3,695
Fire Prevention	N/A	N/A



Tenant Improvement (interior commercial remodel) 2,000 SF

	Current Fee	Proposed Fee
	Plan Check / Inspection	Plan Check / Inspection
Building and Safety	\$3,229	\$3,079
Fire Prevention	\$379	\$374



Building Permit Fee – Sample Comparison

Commercial Use (retail, office, education, etc.) 2,000 SF

	Current Fee	Proposed Fee
	Plan Check / Inspection	Plan Check / Inspection
Building and Safety	\$3,983	\$4,003
Fire Prevention	\$609	\$374

Shell Building (Factory tilt-up) 25,000 SF

	Current Fee	Proposed Fee
	Plan Check / Inspection	Plan Check / Inspection
Building and Safety	\$12,676	\$10,930
Fire Prevention	\$1,984	\$750



City of Moreno Valley
 CM-Media
 User Fee Study - Fee Comparison

DRAFT COPY: DO NOT DISTRIBUTE / CITE

No.	Fee Description	Moreno Valley - Current Fee	Corona	Ontario	Rancho Cucamonga	Riverside	Temecula
	Cable TV Administration and Production						
	Cable TV Administration and Production, per tape	\$ 6	<i>comparison not available</i>	<i>comparison not available</i>	<i>comparison not available</i>	<i>comparison not available</i>	<i>comparison not available</i>
	DVD recordings	\$ 2	<i>comparison not available</i>	<i>comparison not available</i>	<i>comparison not available</i>	<i>comparison not available</i>	<i>comparison not available</i>
	Blue Ray recordings	\$ 2	<i>comparison not available</i>	<i>comparison not available</i>	<i>comparison not available</i>	<i>comparison not available</i>	<i>comparison not available</i>
	Motion Picture Permit	\$ 393.00	250-800	\$ 200	<i>comparison not available</i>	<i>comparison not available</i>	\$ 945

D R A F T

Attachment: 10 Cities Comparison DRAFT (2110 : DISCUSSION OF CITY USER FEE SCHEDULE FOR

City of Moreno Valley
 CM-Media
 User Fee Study - Fee Comparison

DRAFT COPY: DO NOT DISTRIBUTE / CITE

No.	Fee Description	Redlands	Perris	March JPA	Menifee	Murrieta
	Cable TV Administration and Production					
	Cable TV Administration and Production, per tape	<i>comparison not available</i>	<i>comparison not available</i>	<i>comparison not available</i>	<i>comparison not available</i>	<i>comparison not available</i>
	DVD recordings	<i>comparison not available</i>	<i>comparison not available</i>	<i>comparison not available</i>	<i>comparison not available</i>	<i>comparison not available</i>
	Blue Ray recordings	<i>comparison not available</i>	<i>comparison not available</i>	<i>comparison not available</i>	<i>comparison not available</i>	<i>comparison not available</i>
	Motion Picture Permit	\$ 408	<i>comparison not available</i>	<i>comparison not available</i>	\$370. \$1,000 deposit if filming is longer than 3 days	\$ 780

D R A F T

Attachment: 10 Cities Comparison DRAFT (2110 : DISCUSSION OF CITY USER FEE SCHEDULE FOR

City of Moreno Valley
 City Clerk
 User Fee Study - Fee Comparison

DRAFT COPY: DO NOT DISTRIBUTE / CITE

No.	Fee Description	Moreno Valley - Current Fee	Corona	Ontario	Rancho Cucamonga	Riverside	Temecula
	Agenda Subscription, per year	\$ 108	comparison not available	comparison not available	comparison not available	comparison not available	comparison not available
	Certification of Public Records	\$ 6	\$ 20	comparison not available	comparison not available	\$ 15	comparison not available
	Nomination Papers Filing Fee	\$ 25	\$ 25	comparison not available	comparison not available	\$ 25	comparison not available
	Notice of Intent Filing Fee	\$ 200	\$ 200	comparison not available	comparison not available	comparison not available	\$ 200
	CD/DVD Copy of Files						
	Existing File	\$ -	comparison not available	comparison not available	comparison not available	comparison not available	\$0.80 (cd per item); \$1.32 (dvd per item)
	Non-Existing file	\$ -	comparison not available	comparison not available	comparison not available	comparison not available	

D R A F T

Attachment: 10 Cities Comparison DRAFT (2110 : DISCUSSION OF CITY USER FEE SCHEDULE FOR

City of Moreno Valley
 City Clerk
 User Fee Study - Fee Comparison

DRAFT COPY: DO NOT DISTRIBUTE / CITE

No.	Fee Description	Redlands	Perris	March JPA	Menifee	Murrieta
	Agenda Subscription, per year	<i>comparison not available</i>	<i>comparison not available</i>	<i>comparison not available</i>	<i>comparison not available</i>	\$90 mail, \$66 fax
	Certification of Public Records	<i>comparison not available</i>	\$10/document	<i>comparison not available</i>	\$20/document	
	Nomination Papers Filing Fee	<i>comparison not available</i>	<i>comparison not available</i>	<i>comparison not available</i>	\$ 25	<i>comparison not available</i>
	Notice of Intent Filing Fee	<i>comparison not available</i>	<i>comparison not available</i>	<i>comparison not available</i>	<i>comparison not available</i>	<i>comparison not available</i>
	CD/DVD Copy of Files					
	Existing File	<i>comparison not available</i>	\$ 14	<i>comparison not available</i>	\$ 5	<i>comparison not available</i>
	Non-Existing file	<i>comparison not available</i>	<i>comparison not available</i>	<i>comparison not available</i>	cost	<i>comparison not available</i>

D R A F T

Attachment: 10 Cities Comparison DRAFT (2110 : DISCUSSION OF CITY USER FEE SCHEDULE FOR

City of Moreno Valley
FMS
User Fee Study - Fee Comparison

DRAFT COPY: DO NOT DISTRIBUTE / CITE

No.	Fee Description	Moreno Valley - Current Fee	Corona	Ontario	Rancho Cucamonga	Riverside	Temecula
Treasury Operations							
	Collection of Returned Check	\$ 33	\$ 45	comparison not available	comparison not available	\$25 (initial); \$35 (each addl)	comparison not available
Business License							
	Application, per license	\$ 60	comparison not available	comparison not available	comparison not available	comparison not available	\$ 36
	Vehicle Tag	\$ 6	comparison not available	comparison not available	comparison not available	comparison not available	comparison not available
	License for Farmers Market at Towngate Mall, per vendor per day	\$ 5	comparison not available	comparison not available	comparison not available	comparison not available	comparison not available
	License for single day events, per vendor per day	\$ 5	comparison not available	comparison not available	comparison not available	comparison not available	comparison not available
	Reprint of License	\$ 5	comparison not available	comparison not available	comparison not available	comparison not available	comparison not available
Special Districts							
	Miscellaneous Document Preparation, Review, Research, Processing etc.						
	Deposit	\$ 123	comparison not available	comparison not available	comparison not available	comparison not available	comparison not available
	Special District Formation Application	\$ 5,238	comparison not available	comparison not available	comparison not available	comparison not available	comparison not available
	Special District Bond Issuance	1% of bond issue	comparison not available	comparison not available	comparison not available	comparison not available	comparison not available
	Parcel Payoff/Amortization Schedule, per parcel	\$ 46	\$ 40	comparison not available	comparison not available	comparison not available	comparison not available
	Fixed Charge Tax Bill Revisions, per parcel	county cost	comparison not available	comparison not available	comparison not available	comparison not available	comparison not available
	Fixed Charge Levy, per parcel (Fire and Code Enforcement Abatement)	\$ 14	comparison not available	comparison not available	comparison not available	comparison not available	comparison not available
	Fixed Charge Levy - Solid Waste	\$ 0.94	comparison not available	comparison not available	comparison not available	comparison not available	comparison not available
	Plans and Specifications (Non-refundable) (Landscape and Street Light documents)	city cost	comparison not available	comparison not available	comparison not available	comparison not available	comparison not available
	Endowment Calculation	\$ -	comparison not available	comparison not available	comparison not available	comparison not available	comparison not available
	Mail Ballot / Special Election Processing (includes 2 Council meetings)						
	Administrative Fee, per proceeding	\$ 3,375	comparison not available	comparison not available	comparison not available	comparison not available	comparison not available
	Administrative Fee (CFD Annexations Only), per proceeding (1 Council Meeting)	\$ 1,800	comparison not available	comparison not available	comparison not available	comparison not available	comparison not available
	Additional/rescheduled Council Meeting, per meeting	\$ 791	comparison not available	comparison not available	comparison not available	comparison not available	comparison not available
	Annexation/boundary map preparation, per map	Actual Cost	Actual Cost	comparison not available	comparison not available	comparison not available	comparison not available
Landscape Plan Check							
	Base Fee (7 sheets & 3 total submittals)	\$ 6,281	\$ 1,241	comparison not available	comparison not available	\$ 937	\$1,379-\$4,219 (depending on sq.ft.)
	Each Additional Sheet & 3 submittals	\$ 880	comparison not available	comparison not available	comparison not available	comparison not available	
	Each Additional submittal, per sheet	\$ 189	comparison not available	comparison not available	comparison not available	comparison not available	
Landscape Inspection							
	less than .5 Acres						
	>.5-1 Acre	\$ 12,565	comparison not available	comparison not available	comparison not available	comparison not available	\$120 (up to 500sq.ft.); \$240 (500-1,000 sq.ft.); \$360 (1,000-1,500 sq.ft.)
	>1-1.5 Acres	\$ 14,450	comparison not available	comparison not available	comparison not available	comparison not available	
	>1.5-2 Acres	\$ 16,334	comparison not available	comparison not available	comparison not available	comparison not available	
	>2-2.5 Acres	\$ 18,220	comparison not available	comparison not available	comparison not available	comparison not available	
	Each additional 1/2 acre > 2.5, per 1/2 acre	\$ 1,884	comparison not available	comparison not available	comparison not available	comparison not available	
	Additional Inspections or Re-Inspections, per hour (Straight Time) minimum 1 hour	\$ 121	comparison not available	comparison not available	comparison not available	comparison not available	comparison not available
	Additional Inspections or Re-Inspections, per hour (Over Time)	\$ -	comparison not available	comparison not available	comparison not available	comparison not available	comparison not available
	Public Works Landscape Design Guidelines	\$ 10	comparison not available	comparison not available	comparison not available	comparison not available	comparison not available
HOURLY RATES							
		\$ -	comparison not available	comparison not available	comparison not available	comparison not available	\$ 110

Attachment: 10 Cities Comparison DRAFT (2110 : DISCUSSION OF CITY USER FEE SCHEDULE FOR

City of Moreno Valley
FMS
User Fee Study - Fee Comparison

DRAFT COPY: DO NOT DISTRIBUTE / CITE

No.	Fee Description	Redlands	Perris	March JPA	Menifee	Murrieta
	Treasury Operations					
	Collection of Returned Check	\$ 39	comparison not available	comparison not available	\$ 55	\$ 23
	Business License					
	Application, per license	\$ 67	comparison not available	comparison not available	\$ 65	comparison not available
	Vehicle Tag	comparison not available	comparison not available	comparison not available	comparison not available	\$ 10
	License for Farmers Market at Towngate Mall, per vendor per day	comparison not available	comparison not available	comparison not available	comparison not available	comparison not available
	License for single day events, per vendor per day	comparison not available	comparison not available	comparison not available	comparison not available	\$ 10
	Reprint of License	comparison not available	comparison not available	comparison not available	\$ 5	\$ 10
	Special Districts					
	Miscellaneous Document Preparation, Review, Research, Processing etc.					
	Deposit	comparison not available	comparison not available	comparison not available	comparison not available	comparison not available
	Special District Formation Application	comparison not available	comparison not available	comparison not available	\$ 20,000	comparison not available
	Special District Bond Issuance	comparison not available	comparison not available	comparison not available	comparison not available	comparison not available
	Parcel Payoff/Amortization Schedule, per parcel	comparison not available	comparison not available	comparison not available	comparison not available	comparison not available
	Fixed Charge Tax Bill Revisions, per parcel	comparison not available	comparison not available	comparison not available	comparison not available	comparison not available
	Fixed Charge Levy, per parcel (Fire and Code Enforcement Abatement)	comparison not available	comparison not available	comparison not available	comparison not available	comparison not available
	Fixed Charge Levy - Solid Waste	comparison not available	comparison not available	comparison not available	comparison not available	comparison not available
	Plans and Specifications (Non-refundable) (Landscape and Street Light documents)	comparison not available	comparison not available	comparison not available	comparison not available	comparison not available
	Endowment Calculation	comparison not available	comparison not available	comparison not available	comparison not available	comparison not available
	Mail Ballot / Special Election Processing (includes 2 Council meetings)					
	Administrative Fee, per proceeding	comparison not available	comparison not available	comparison not available	comparison not available	comparison not available
	Administrative Fee (CFD Annexations Only), per proceeding (1 Council Meeting)	comparison not available	comparison not available	comparison not available	comparison not available	comparison not available
	Additional/rescheduled Council Meeting, per meeting	comparison not available	comparison not available	comparison not available	comparison not available	comparison not available
	Annexation/boundary map preparation, per map	comparison not available	comparison not available	comparison not available	comparison not available	comparison not available
	Landscape Plan Check					
	Base Fee (7 sheets & 3 total submittals)	comparison not available	comparison not available	comparison not available	\$555 per application, with \$2,000 deposit	\$200/sheet
	Each Additional Sheet & 3 submittals	comparison not available	comparison not available	comparison not available		
	Each Additional submittal, per sheet	comparison not available	comparison not available	comparison not available		
	Landscape Inspection					
	less than .5 Acres					
	>.5-1 Acre	comparison not available	comparison not available	comparison not available	\$320 per application, wht \$2,000 deposit	\$ 225
	>1-1.5 Acres	comparison not available	comparison not available	comparison not available		\$ 225
	>1.5-2 Acres	comparison not available	comparison not available	comparison not available		\$ 225
	>2-2.5 Acres	comparison not available	comparison not available	comparison not available		\$ 225
	Each additional 1/2 acre > 2.5, per 1/2 acre	comparison not available	comparison not available	comparison not available		\$ 225
	Additional Inspections or Re-Inspections, per hour (Straight Time) minimum 1 hour	comparison not available	comparison not available	comparison not available	comparison not available	comparison not available
	Additional Inspections or Re-Inspections, per hour (Over Time)	comparison not available	comparison not available	comparison not available	comparison not available	comparison not available
	Public Works Landscape Design Guidelines	comparison not available	comparison not available	comparison not available	comparison not available	comparison not available
	HOURLY RATES					
		comparison not available	comparison not available	comparison not available	comparison not available	comparison not available

Attachment: 10 Cities Comparison DRAFT (2110 : DISCUSSION OF CITY USER FEE SCHEDULE FOR

City of Moreno Valley
 Planning
 User Fee Study - Fee Comparison

DRAFT COPY: DO NOT DISTRIBUTE / CITE

No.	Fee Description	Moreno Valley - Current Fee	Corona	Ontario	Rancho Cucamonga	Riverside	Temecula
Planning							
1	Annexation Process and Environmental Review, Deposit	\$ 5,000	Actual Cost	comparison not available	\$ 12,246	comparison not available	\$ 37,358
2	Appeal	\$ 750	\$785 (appeal to Planning Commission)	\$125 (homeowner); \$752 (other)	\$2,533 (Planning Commission); \$1,331 (Planning Director)	\$ 1,392	\$ 411
3	Change of Zone, Deposit	\$ 3,500	\$4,234 + legal ad (actual cost)	\$4,903 (5+ acres); \$3,334 (<5 acres)	\$ 9,052	comparison not available	\$ 6,131
4	Conditional Use Permit	\$ 10,926	\$1,819 (minor permit); \$6,124 (major permit)	\$1,663 (homeowner); \$1,869 (non-profit); \$2,869 (other); \$994 (modification); \$1,088 (w/ development plan); \$517 (time extension)	\$ 3,035	\$1.35 (minor, review); \$5,775 (major, review); \$7,384 (permit)	\$11,407 (adult business); \$3,446 + \$234 Envi. Health Dept. (other)
5	Conditional Use Permit: Admin & Existing Structure	\$ 6,365		\$ 3,035			
6	Conditional Use Permit: Amended CUP/Substantial Conformance	\$ 5,875		\$ 1,517			
7	Custom Home Review	\$ 1,108	\$ 75	comparison not available	comparison not available	comparison not available	comparison not available
8	Development Agreement, Deposit	\$ 7,400	Actual Cost	T&M (\$10,000)	\$ 13,311	\$ 11,032	\$ 55,446
9	Development Agreement Amendment, Deposit	\$ 3,225		6,656	67% of original fee	\$12,702 (major); \$3,630 (minor)	
10	Development Agreement Annual Review, Deposit	\$ 1,000		comparison not available	comparison not available	comparison not available	
11	Municipal Code Amendment, Deposit	\$ 5,000	comparison not available	comparison not available	\$ 6,389	comparison not available	\$ 6,131
Environmental Review							
	EIR Report Preparation, Deposit	\$ 7,000	Actual Cost (Deposit set at 20% of the contract amount)	T&M (\$7,500)	\$ 37,270	\$ 30,584	comparison not available
	Expanded Initial Study / Expanded Project Review, Deposit	\$ 3,000	comparison not available	comparison not available	comparison not available	comparison not available	comparison not available
	Environmental Assessment	\$ 1,054	\$3,000 + legal ad (actual cost)	\$ 1,127	\$ 5,857	comparison not available	\$4,677 (declaration w/o mitigation); \$6,392 (w/ mitigation)
	Environmental Mitigation Monitoring, Deposit	\$ 3,500	comparison not available	comparison not available	comparison not available	comparison not available	
	Extension of Time	\$ 3,611	\$ 1,815	comparison not available	\$ 692	comparison not available	\$2,889 (w/ public hearing); \$1,464 (w/o public hearing); \$3,624 (subdivision ordinance)
	Fully Burdened Hourly Rate	\$ 176	comparison not available	comparison not available	comparison not available	comparison not available	comparison not available
	General Plan Amendment, Deposit	\$ 3,500	\$6,094 (base fee) + \$15.50/acre + \$205/acre digitized mapping fee (< 50 acres) + \$510 digitized mapping fee (50+ acres) + cost of legal ad	T&M (Text-\$5,000/Map-\$7,500)	\$ 12,140	\$ 6,925	\$7,823 (Text or Exhibit); \$6,131 (Official Zoning Map & Land Map)
	Home Occupation Permit	\$ 95	comparison not available	comparison not available	\$ 53	comparison not available	\$ 20

Attachment: 10 Cities Comparison DRAFT (2110 : DISCUSSION OF CITY USER FEE SCHEDULE FOR

City of Moreno Valley
 Planning
 User Fee Study - Fee Comparison

DRAFT COPY: DO NOT DISTRIBUTE / CITE

No.	Fee Description	Redlands	Perris	March JPA	Menifee	Murrieta
Planning						
1	Annexation Process and Environmental Review, Deposit	\$ 6,462	\$1,825+\$1,500 Environmental Assessment+\$8.45 processing	comparison not available	\$ 20,000	\$ 10,000
2	Appeal	\$ 2,060	\$250+\$8.45 processing	comparison not available	\$5,385 first hearing, \$3,350 second hearing	\$ 1,000
3	Change of Zone, Deposit	\$ 3,471	\$4,500+\$1,500 Environmental Assessment+\$8.45 processing.	comparison not available	\$5,000 to city, \$351 to county fire, \$531 to county health	\$ 10,000
4	Conditional Use Permit	\$ 6,135	\$1,500 Environmental Assessment+\$8.45 processing+\$900 engineering+(\$4,500 with development, or \$3,500 without). \$974 to public works	comparison not available	\$ 10,000	\$ 6,058
5	Conditional Use Permit: Admin & Existing Structure	\$ 2,041		comparison not available	\$ 2,345	\$ 3,805
6	Conditional Use Permit: Amended CUP/Substantial Conformance	\$2,888 construction, \$1,453 no construction		comparison not available	\$ 10,000	\$ 5,214
7	Custom Home Review	comparison not available	comparison not available	comparison not available	comparison not available	comparison not available
8	Development Agreement, Deposit	\$ 5,583	\$15,000+\$8.45 processing for hearing. Plan review varies by type of construction	comparison not available	10,000	\$ 15,000
9	Development Agreement Amendment, Deposit	comparison not available		comparison not available	comparison not available	\$ 10,000
10	Development Agreement Annual Review, Deposit	comparison not available		comparison not available	comparison not available	\$ 2,648
11	Municipal Code Amendment, Deposit	\$ 2,698	\$4,500+\$1,500 Environmental Assessment+\$8.45 processing	comparison not available	comparison not available	comparison not available
Environmental Review						
	EIR Report Preparation, Deposit	\$1,697 to public works	\$15,000 + \$8.45 processing for report.. \$1,500 + \$8.45 processing for initial study.	comparison not available	\$ 20,000	\$ 15,000
	Expanded Initial Study / Expanded Project Review, Deposit	comparison not available	comparison not available	comparison not available	comparison not available	comparison not available
	Environmental Assessment	\$ 738	No Comparison	comparison not available	\$5,000 initial deposit, \$955 each	\$ 4,910
	Environmental Mitigation Monitoring, Deposit	comparison not available	\$5,000+\$8.45 Processing	comparison not available	\$370 fee, \$2,000 deposit, plus any outside costs	
	Extension of Time	Varies with type of project	\$500+\$8.45 processing	comparison not available	\$3,155 to city, \$118 to county fire.	\$ 1,200
	Fully Burdened Hourly Rate	comparison not available	comparison not available	comparison not available	comparison not available	comparison not available
	General Plan Amendment, Deposit	\$ 5,547	\$5,000+\$1,500 Environmental Assessment+\$8.45 processing	comparison not available	\$10,000 to city, \$406 to county fire, \$531 to county health	\$ 10,000
	Home Occupation Permit	\$ 46	comparison not available	comparison not available	\$ 160	\$ 50

DRAFT

Attachment: 10 Cities Comparison DRAFT (2110 : DISCUSSION OF CITY USER FEE SCHEDULE FOR

City of Moreno Valley
 Planning
 User Fee Study - Fee Comparison

DRAFT COPY: DO NOT DISTRIBUTE / CITE

No.	Fee Description	Moreno Valley - Current Fee	Corona	Ontario	Rancho Cucamonga	Riverside	Temecula
Plan Check and Inspection (Landscape Lighting Walls, Precise Grading)							
	Residential						
	1-4 Lots (1st through 3rd Review)	\$ 680	comparison not available	\$2,326 (plan check, 5+ acres); \$1,301 (plan check, <5 acres); \$278 (construction, 3 inspections); \$83 (inspection, field)	comparison not available	comparison not available	comparison not available
	5 or more Lots and Multi-Family(1st through 3rd Review)	\$ 1,017	comparison not available		comparison not available	comparison not available	comparison not available
	Commercial/Industrial (1st through 3rd Review)	\$ 1,017	comparison not available		comparison not available	comparison not available	comparison not available
	Re-inspection Fee	\$ 180	comparison not available		comparison not available	comparison not available	comparison not available
	4th and subsequent (Land Development, per sheet)	\$ 88	comparison not available	comparison not available	comparison not available	comparison not available	comparison not available
	Land Development Reviews, per sheet	\$ 88	comparison not available	comparison not available	comparison not available	comparison not available	comparison not available
	Development Impact Fee Processing, per hour	\$ 176	comparison not available	comparison not available	comparison not available	comparison not available	comparison not available
	Newspaper Notice	\$ 285	Actual Cost	comparison not available	comparison not available	comparison not available	comparison not available
	Phasing Map	\$ 2,553	comparison not available	comparison not available	comparison not available	comparison not available	\$ 3,679
D R A F T							
	Planning Letter						
	Basic-Zoning	\$ 114	\$ 3	\$ 77		\$ 237	\$ 26
	Zoning Interpretation (Deposit)	\$ 250	comparison not available	comparison not available	comparison not available	comparison not available	comparison not available
	Planning Review of Building Permits						
	Counter Review	\$ 182	comparison not available	comparison not available	comparison not available	comparison not available	comparison not available
	Counter Approval	\$ 182	comparison not available	comparison not available	comparison not available	comparison not available	comparison not available
	Residential						
	1-4 lots	\$ 182	comparison not available	comparison not available	comparison not available	comparison not available	comparison not available
	5+ and Multi Family	\$ 182	comparison not available	comparison not available	comparison not available	comparison not available	comparison not available
	Commercial and Industrial	\$ 182	comparison not available	comparison not available	comparison not available	comparison not available	comparison not available
	Plot Plan						
	With hearing	\$ 11,637	comparison not available	comparison not available	comparison not available		comparison not available
	Without hearing (notice)	\$ 8,113	comparison not available	comparison not available	comparison not available	\$ 1,667	comparison not available
	Without hearing (no notice)	\$ 4,315	comparison not available	comparison not available	comparison not available	comparison not available	comparison not available
	Amended plot plan/substantial conformance	-	comparison not available	comparison not available	comparison not available	67% of original fee	comparison not available
	Multi-Family, per unit	\$ 42	comparison not available	comparison not available	comparison not available	comparison not available	comparison not available
	Administrative (Includes second units)	\$ 850	comparison not available	comparison not available	comparison not available	comparison not available	comparison not available
	Property Posting	\$ 140	comparison not available	comparison not available	comparison not available	comparison not available	comparison not available
	Plus, per project	\$ 75	comparison not available	comparison not available	comparison not available	comparison not available	comparison not available
	Pre-application Review	\$ 784	comparison not available	comparison not available	comparison not available	comparison not available	comparison not available
	Renewal Fee	50% of original fee	comparison not available	comparison not available	comparison not available	comparison not available	comparison not available
	Reversion to Acreage, Deposit	\$ 1,500	comparison not available	comparison not available	comparison not available	comparison not available	comparison not available

Attachment: 10 Cities Comparison DRAFT (2110 : DISCUSSION OF CITY USER FEE SCHEDULE FOR

City of Moreno Valley
 Planning
 User Fee Study - Fee Comparison

DRAFT COPY: DO NOT DISTRIBUTE / CITE

No.	Fee Description	Redlands	Perris	March JPA	Menifee	Murrieta
	Plan Check and Inspection (Landscape Lighting Walls, Precise Grading)					
	Residential					
	1-4 Lots (1st through 3rd Review)	comparison not available	comparison not available	comparison not available	comparison not available	comparison not available
	5 or more Lots and Multi-Family(1st through 3rd Review)	comparison not available	comparison not available	comparison not available	comparison not available	comparison not available
	Commercial/Industrial (1st through 3rd Review)	comparison not available	comparison not available	comparison not available	comparison not available	comparison not available
	Re-inspection Fee	comparison not available	comparison not available	comparison not available	comparison not available	comparison not available
	4th and subsequent (Land Development, per sheet)	comparison not available	comparison not available	comparison not available	comparison not available	comparison not available
	Land Development Reviews, per sheet	comparison not available	comparison not available	comparison not available	comparison not available	comparison not available
	Development Impact Fee Processing, per hour	comparison not available	comparison not available	comparison not available	comparison not available	comparison not available
	Newspaper Notice	comparison not available	comparison not available	comparison not available	comparison not available	\$ 107
	Phasing Map	comparison not available	comparison not available	comparison not available	comparison not available	\$ 4,243
	Planning Letter					
	Basic Zoning	\$ 351	\$ 480	comparison not available	comparison not available	\$ 143
	Zoning Interpretation (Deposit)	\$ 623	comparison not available	comparison not available	comparison not available	\$71/h
	Planning Review of Building Permits					
	Counter Review	comparison not available	comparison not available	comparison not available	comparison not available	comparison not available
	Counter Approval	comparison not available	comparison not available	comparison not available	comparison not available	comparison not available
	Residential					
	1-4 lots	comparison not available	comparison not available	comparison not available	comparison not available	comparison not available
	5+ and Multi Family	comparison not available	comparison not available	comparison not available	comparison not available	comparison not available
	Commercial and Industrial	comparison not available	comparison not available	comparison not available	comparison not available	comparison not available
	Plot Plan					comparison not available
	With hearing	comparison not available	comparison not available	comparison not available	\$ 200	comparison not available
	Without hearing (notice)	comparison not available	comparison not available	comparison not available		comparison not available
	Without hearing (no notice)	comparison not available	comparison not available	comparison not available		comparison not available
	Amended plot plan/substantial conformance	comparison not available	comparison not available	comparison not available		comparison not available
	Multi-Family, per unit	comparison not available	comparison not available	comparison not available		comparison not available
	Administrative (Includes second units)	comparison not available	\$800+\$8.45 processing	comparison not available	Second unit: \$3,150 to city, \$500 to county flood, \$531 to county health.	comparison not available
	Property Posting					
	Plus, per project	comparison not available	comparison not available	comparison not available	comparison not available	comparison not available
	Pre-application Review	comparison not available	\$500+\$8.45 processing	comparison not available	\$5,000 to city, \$350 to county fire, \$531 to county health	\$ 1,000
	Renewal Fee	comparison not available	comparison not available	comparison not available	comparison not available	comparison not available
	Reversion to Acreage, Deposit	\$ 2,571	\$1,500+\$8.45 processing	comparison not available	comparison not available	comparison not available

D R A F T

Attachment: 10 Cities Comparison Draft (2110 : DISCUSSION OF CITY USER FEE SCHEDULE FOR

City of Moreno Valley
 Planning
 User Fee Study - Fee Comparison

No.	Fee Description	Moreno Valley - Current Fee	Corona	Ontario	Rancho Cucamonga	Riverside	Temecula
Signs							
	Banner	\$ 43		comparison not available	comparison not available		\$ 25
	Permit: Wall	\$ 121	\$240 (promotional construction); \$125 (sign permit)	\$ 174	\$ 122	\$120 (<25 sq.ft.); \$322 (b/w 25-150 sq.ft.); \$457 (>150 sq.ft)	\$ 25
	Permit: Monument	\$ 483		\$ 174	\$ 122		comparison not available
	Permit: Pole and Freeway	\$ 809	\$ 894	comparison not available	\$ 2,081		comparison not available
	Review Program, Deposit (New Development)	\$ 1,300	comparison not available	\$ 1,125	comparison not available		\$ 2,657
	Program Amendment Review, Deposit	\$ 975	comparison not available	comparison not available	comparison not available		comparison not available
	Special Event Permit	\$ 36	comparison not available	comparison not available	comparison not available		comparison not available
	New Sign Program for Existing Development (\$100 Deposit)						
	Specific Plan, Deposit	\$ 1,700	\$2,895 (minor amendment); \$7,785 (major amendment)	T&M (\$10,000)	\$ 12,778	\$ 17,879	\$ 87,843
	Specific Plan Amendment, Deposit	\$ 8,000		T&M (\$10,000)	4,259	comparison not available	\$34,866 (major); \$12,164 (minor)
	Subdivision Sales Office (Trailer) and Model Home Complex Temporary	\$ 1,055	comparison not available	comparison not available	comparison not available	comparison not available	comparison not available
	Temporary Use Permits						
	Minor	\$ -	\$ 160	\$ 342	\$ 181	comparison not available	\$75 (non-profit); \$150 (other)
	Major	\$ 329	\$ 160	\$ 342	\$ 181	comparison not available	\$100 (non-profit); \$300 (other)
Tentative Parcel Map (1-4 lots)							
	Residential	\$ 9,049	\$ 4,000	\$ 3,544	\$ 7,848	comparison not available	\$ 4,131
	additional lot, per lot	\$ 116	\$ 16	comparison not available		comparison not available	comparison not available
	Commercial	\$ 9,806	\$ 4,265	\$ 3,544	\$ 7,848	comparison not available	\$ 5,756
	additional lot, per lot	\$ 116	\$ -	comparison not available		comparison not available	comparison not available
	Waiver, Deposit	\$ 1,000	\$ 2,255	comparison not available	comparison not available	comparison not available	comparison not available
	Tentative Tract or Condo Map	\$ 11,307	\$ 6,575	\$ 5,026	\$ 14,420	\$6,291 (<10 lots); \$8,726 (>10 lots)	\$10,845 (5-34 lots); \$12,269 (35-75 lots); \$14,058 (76-165 lots); \$15,720 (166+ lots)
	additional lot, per lot	\$ 96	\$ 15	\$ 65	comparison not available		
	Tentative Tract or Parcel Map Revised	\$ 5,721	\$ 4,555	\$ 1,378	\$ 7,211	67% of original fee	\$ 6,143
Variance from Standards							
	Public Hearing Variance	\$ 3,663	\$6,194 + \$20/lot (major); \$894 (minor)	\$549 (administrative); \$289 (homeowner); \$941 (other)	\$ 2,360	\$1,066 (w/ notice)	\$ 3,985
	Administrative Variance	\$ 663				\$681 (w/o notice)	comparison not available

DRAFT

Notes
 [1] Riverside fees also subject to a 10% General Plan Surcharge
 [2] Surveyed agencies provide flat fees unless otherwise stated.

Attachment: 10 Cities Comparison DRAFT (2110) : DISCUSSION OF CITY USER FEE SCHEDULE FOR

City of Moreno Valley
 Planning
 User Fee Study - Fee Comparison

DRAFT COPY: DO NOT DISTRIBUTE / CITE

No.	Fee Description	Redlands	Perris	March JPA	Menifee	Murrieta
Signs						
	Banner	\$ 123	\$25+\$8.45 processing	comparison not available		\$ 53
	Permit: Wall	No Comparison	\$50+\$8.45 processing	comparison not available	\$ 400	\$ 53
	Permit: Monument	No Comparison	\$50+\$8.45 processing	comparison not available	\$2,000 commercial, \$1,000 non-commercial	\$ 53
	Permit: Pole and Freeway	No Comparison	\$50+\$8.45 processing	comparison not available		\$ 53
	Review Program, Deposit (New Development)	\$ 1,409	\$500+\$8.45 processing	comparison not available	\$ 3,970	\$ 938
	Program Amendment Review, Deposit	\$ 758	No Comparison	comparison not available		\$ 533
	Special Event Permit	comparison not available	\$25+\$8.45 processing	comparison not available		
	New Sign Program for Existing Development (\$100 Deposit)					
	Specific Plan, Deposit	\$ 8,889	\$10,000+\$1,500 environmental assessment+\$8.45 processing	comparison not available	\$20,000 to city, \$5,000 to county flood, \$677 to county fire, \$531 to county health	\$ 20,000
	Specific Plan Amendment, Deposit	\$ 4,046	\$5,000+\$8.45 processing	comparison not available	\$10,000 to city, \$5,000 to county flood, \$677 to county fire, \$531 to county health	\$ 10,000
	Subdivision Sales Office (Trailer) and Model Home Complex Temporary	comparison not available	comparison not available	comparison not available	comparison not available	comparison not available
	Temporary Use Permits					
	Minor	comparison not available	\$10+ \$8.45 processing (for non-profits)	comparison not available	comparison not available	\$ 427
	Major	comparison not available	\$100+\$8.45 processing	comparison not available	\$ 2,440	
Tentative Parcel Map (1-4 lots)						
	Residential	\$ 4,611	\$5,500+\$1,500 Environmental Assessment+\$8.45+\$1,100+\$15/lot	comparison not available	\$10,000 to city, \$5,000 to county flood, \$1063 to county fire, \$531 to county health	\$ 7,126
	additional lot, per lot	comparison not available	\$ 15	comparison not available	comparison not available	\$ 25
	Commercial	comparison not available	\$5,500+\$1,500 Environmental Assessment+\$8.45+\$1,100+\$15/lot	comparison not available	\$15,000 to city, \$5,000 to county flood, \$1063 to county fire, \$531 to county health	\$ 7,786
	additional lot, per lot	comparison not available	comparison not available	comparison not available	comparison not available	\$ 25
	Waiver, Deposit	comparison not available	comparison not available	comparison not available	comparison not available	comparison not available
	Tentative Tract or Condo Map	\$ 11,418	\$5,500+\$1,500 Environmental Assessment+\$8.45 Processing+\$1,100+	comparison not available	\$20,000 to city, \$5,000 to county flood, \$1063 to county fire, \$531 to county health	\$12,700 tract, \$7,786 condo
	additional lot, per lot	comparison not available	\$ 15	comparison not available		\$ 25
	Tentative Tract or Parcel Map Revised	\$ 7,618	\$3,500 for tract or \$1,500 for parcel, plus \$8.45 processing	comparison not available	\$7,500 for parcel, \$10,000 for tract	\$3,200 minor, \$4619 major
Variance from Standards						
	Public Hearing Variance	\$578 fence, \$2,536 single family, \$2,832 multi-family, \$2,082 parking	\$3,500+\$1,500 Environmental Assessment+\$8.45 processing	comparison not available	\$3,000 with other applications, \$5,375 alone	\$ 2,971
	Administrative Variance			comparison not available		\$ 1,477

Notes
 [1] Riverside fees also subject to a 10% General Plan Surcharge
 [2] Surveyed agencies provide flat fees unless otherwise stated.

Attachment: 10 Cities Comparison DRAFT (2110 : DISCUSSION OF CITY USER FEE SCHEDULE FOR

City of Moreno Valley
 Building
 User Fee Study
 Fee Comparison

DRAFT COPY: DO NOT DISTRIBUTE / CITE

No	Fee Description	Moreno Valley - Current Fee	Corona	Ontario	Rancho Cucamonga	Riverside	Temecula
1	New Commercial Retail, trades included, 20,000 s.f., \$1,400,000 valuation		<i>B occupancy</i>				<i>B occupancy</i>
	a. Plan Check Fee	\$ 10,800	\$ 21,203		comparison not available	\$ 4,354	\$ 8,121
	b. Building Permit/Inspection Fee	\$ 15,000	\$ 8,654	\$ 7,069	comparison not available	\$ 4,354	\$ 6,644
2	Commercial Tenant Improvement, non-structural, 2,500 s.f., \$150,000 valuation		<i>B occupancy</i>				<i>B occupancy</i>
	a. Plan Check Fee	\$ 2,400	\$ 8,834		comparison not available	\$ 830	\$ 2,006
	b. Building Permit/Inspection Fee	\$ 2,800	\$ 1,607	\$ 1,274	comparison not available	\$ 830	\$ 3,565
3	New Custom Single Family Dwelling, 3,000 s.f., \$400,000 valuation						
	a. Plan Check Fee	\$ 4,957	4980		comparison not available	\$ 1,705	\$ 1,248
	b. Building Permit/Inspection Fee	\$ 4,844	\$ 1,320	\$ 2,674	comparison not available	\$ 1,705	\$ 1,299
4	Residential Addition, 450 s.f., \$75,000 valuation						
	a. Plan Check Fee	\$ 1,644	\$ 1,230		comparison not available	\$ 565	\$ 443
	b. Building Permit/Inspection Fee	\$ 2,138	\$ 431	\$ 819	comparison not available	\$ 565	\$ 461
5	Residential Remodel (typical kitchen or bathroom project), 200 s.f., \$15,000 valuation						
	a. Plan Check Fee	\$ 359	comparison not available		comparison not available	\$ 177	comparison not available
	b. Building Permit/Inspection Fee	\$ 1,026	comparison not available	\$ 251	comparison not available	\$ 177	\$ 211
6	Re-roof permit						up to 5,000 s.f.
	a. Plan Check Fee	n/a	56-74		comparison not available	comparison not available	comparison not available
	b. Building Permit/Inspection Fee	\$ 250	36-180	based on valuation	comparison not available	based on valuation	\$ 183
7	Window / door replacement						
	a. Plan Check Fee	\$ 16	Res \$137/Non-Res \$268		comparison not available	comparison not available	comparison not available
	b. Building Permit/Inspection Fee	\$ 200	Res \$72/Non-Res \$108	based on valuation	comparison not available	based on valuation	\$ 73
8	Water Heater permit						
	a. Plan Check Fee	n/a	29-87	comparison not available	comparison not available	comparison not available	comparison not available
	b. Building Permit/Inspection Fee	\$ 66	36-58	\$ 12	comparison not available	\$9-\$57	\$ 21
9	Electrical Service Upgrade permit						
	a. Plan Check Fee	n/a		comparison not available	comparison not available	comparison not available	comparison not available
	b. Building Permit/Inspection Fee	\$ 217	\$ 288 (Comm. 200 amps)	\$61-\$124	comparison not available	\$ 24	\$49-\$62
10	HVAC permit						
	a. Plan Check Fee	n/a	\$ 324	comparison not available	comparison not available	comparison not available	comparison not available
	b. Building Permit/Inspection Fee	\$ 217	58-72	\$15-\$93	comparison not available	\$11-\$57	\$21-\$104
	Fully burdened hourly rate	\$ 157	comparison not available	\$ 60	comparison not available	comparison not available	\$ 123

D R A F T

Attachment: 10 Cities Comparison DRAFT (2110 : DISCUSSION OF CITY USER FEE SCHEDULE FOR

City of Moreno Valley
 Building
 User Fee Study
 Fee Comparison

DRAFT COPY: DO NOT DISTRIBUTE / CITE

No	Fee Description	Redlands	Perris	March JPA	Menifee	Murrieta
1	New Commercial Retail, trades included, 20,000 s.f., \$1,400,000 valuation					
	a. Plan Check Fee		\$ 644	comparison not available	\$ 4,186	\$ 2,514
	b. Building Permit/Inspection Fee	\$ 7,556	\$ 7,069	comparison not available	\$ 6,440	\$ 2,608
2	Commercial Tenant Improvement, non-structural, 2,500 s.f., \$150,000 valuation					
	a. Plan Check Fee		\$ 215	comparison not available	\$ 449	\$ 661
	b. Building Permit/Inspection Fee	\$ 2,987	\$ 1,274	comparison not available	\$ 690	\$ 871
3	New Custom Single Family Dwelling, 3,000 s.f., \$400,000 valuation					
	a. Plan Check Fee		\$ 644	comparison not available	\$ 1,196	\$ 1,136
	b. Building Permit/Inspection Fee	\$ 4,216	\$ 2,674	comparison not available	\$ 1,840	\$ 1,153
4	Residential Addition, 450 s.f., \$75,000 valuation					
	a. Plan Check Fee		\$ 644	comparison not available	\$ 224	\$ 501
	b. Building Permit/Inspection Fee	\$ 474	\$ 819	comparison not available	\$ 345	\$ 403
5	Residential Remodel (typical kitchen or bathroom project), 200 s.f., \$15,000 valuation					
	a. Plan Check Fee		\$ 215	comparison not available	\$ 45	\$ 147
	b. Building Permit/Inspection Fee	\$ 369	\$ 251	comparison not available	\$ 69	\$ 234
6	Re-roof permit					
	a. Plan Check Fee			comparison not available		\$30 commercial, \$26 residential
	b. Building Permit/Inspection Fee	\$105-264 depending on size	\$35-120 depending on size	comparison not available	\$ 98	\$196 commercial, \$121 residential
7	Window / door replacement					
	a. Plan Check Fee		comparison not available	comparison not available	comparison not available	comparison not available
	b. Building Permit/Inspection Fee	\$211 for door, \$158 for window	comparison not available	comparison not available	comparison not available	comparison not available
8	Water Heater permit					
	a. Plan Check Fee	comparison not available	comparison not available	comparison not available	comparison not available	waived
	b. Building Permit/Inspection Fee	\$ 32	\$ 12	comparison not available	\$ 83	\$ 74
9	Electrical Service Upgrade permit					
	a. Plan Check Fee	comparison not available	comparison not available	comparison not available	comparison not available	\$ 12
	b. Building Permit/Inspection Fee	\$ 105	\$ 31	comparison not available	116	\$ 50
10	HVAC permit					
	a. Plan Check Fee	comparison not available		comparison not available		\$ 15
	b. Building Permit/Inspection Fee	\$79-132	\$14.80-92.65	comparison not available	\$ 133	\$ 93
	Fully burdened hourly rate	\$ 105	comparison not available	comparison not available	comparison not available	comparison not available

D R A F T

Attachment: 10 Cities Comparison DRAFT (2110 : DISCUSSION OF CITY USER FEE SCHEDULE FOR

City of Moreno Valley
Code Enforcement
User Fee Study - Fee Comparison

DRAFT COPY: DO NOT DISTRIBUTE / CITE

No.	Fee Description	Moreno Valley - Current Fee	Corona	Ontario	Rancho Cucamonga	Riverside	Temecula
Code and Neighborhood Services							
	Re-inspection Fee for Failed Compliance	\$ -					
	First two reinspections	\$ 192	\$ 50	comparison not available	comparison not available	comparison not available	comparison not available
	3rd or more		\$ 75	comparison not available	comparison not available	comparison not available	comparison not available
	Nuisance Abatement Administrative Fee	\$ 255	\$ 400	comparison not available	comparison not available	comparison not available	comparison not available
	Level 1 (4 hrs. or less) each	\$ 94		comparison not available	comparison not available	comparison not available	comparison not available
	Level 2 (more than 4 hrs), per hour						
	Removal of Signs in Right-of-Way	\$ 27	comparison not available	comparison not available	comparison not available	comparison not available	comparison not available
	Sign Removal						
	Signs removal requiring special equipment or additional labor to remove						
	Code Enforcement						
	Public Works	\$ 56	comparison not available	comparison not available	comparison not available	comparison not available	comparison not available
		\$ 11	comparison not available	comparison not available	comparison not available	comparison not available	comparison not available

D R A F T

Attachment: 10 Cities Comparison DRAFT (2110 : DISCUSSION OF CITY USER FEE SCHEDULE FOR

City of Moreno Valley
 Code Enforcement
 User Fee Study - Fee Comparison

DRAFT COPY: DO NOT DISTRIBUTE / CITE

No.	Fee Description	Redlands	Perris	March JPA	Menifee	Murrieta
Code and Neighborhood Services						
	Re-inspection Fee for Failed Compliance					
	First two reinspections	comparison not available	comparison not available	comparison not available	comparison not available	comparison not available
	3rd or more	comparison not available	comparison not available	comparison not available	comparison not available	comparison not available
	Nuisance Abatement Administrative Fee	comparison not available	comparison not available	comparison not available	\$670 for lien processing	\$94/hr plus cost
	Level 1 (4 hrs. or less) each	comparison not available	comparison not available	comparison not available	comparison not available	\$94/hr plus cost
	Level 2 (more than 4 hrs), per hour					
	Removal of Signs in Right-of-Way	comparison not available	comparison not available	comparison not available	comparison not available	comparison not available
	Sign Removal					
	Signs removal requiring special equipment or additional labor to remove					
	Code Enforcement					
	Public Works	comparison not available	comparison not available	comparison not available	comparison not available	comparison not available
		comparison not available	comparison not available	comparison not available	comparison not available	comparison not available

D R A F T

Attachment: 10 Cities Comparison DRAFT (2110 : DISCUSSION OF CITY USER FEE SCHEDULE FOR

City of Moreno Valley
Public Works
User Fee Study - Fee Comparison

DRAFT COPY: DO NOT DISTRIBUTE / CITE

No.	Fee Description	Moreno Valley - Current Fee	Corona	Ontario	Rancho Cucamonga	Riverside	Temecula
Administration							
1	Plans and Specification Fee (non-refundable)	Actual cost	comparison not available	comparison not available	comparison not available	comparison not available	comparison not available
2	Copy of Capital Improvement Plan	Actual city cost	comparison not available	comparison not available	comparison not available	comparison not available	comparison not available
Electric Utility							
PLAN CHECKING AND INSPECTION/TESTING FEES							
Improvement Plans (Total cost of construction)							
3	Deposit	4%	comparison not available	comparison not available	comparison not available	comparison not available	comparison not available
Transportation Engineering							
4	Permit Parking Program Application Fee	\$ 95	comparison not available	comparison not available	\$10 (1st vehicle) \$2 (each add)	comparison not available	comparison not available
Special Traffic Count							
5	Daily Two Directional, per count	\$ 180	\$2,120 (site specific); \$4,360 (regional study)	comparison not available	\$ 697	comparison not available	\$63/sheet
6	Peak Hour Intersectional, per count	\$ 180		comparison not available		comparison not available	
Signs							
7	Miscellaneous Traffic Control Signs	\$ 286	\$ 365	comparison not available	comparison not available	comparison not available	comparison not available
8	Neighborhood Watch Signs (Installed)	\$ 13	\$ 365	comparison not available	comparison not available	comparison not available	comparison not available
9	Street Name Sign	\$ 429	\$ 365	comparison not available	comparison not available	comparison not available	comparison not available
Signal Construction Inspection and Turn-on							
11	<= \$100,000 of Engineer's estimate	4%	comparison not available	comparison not available	Deposit (valuation): \$5,000 (1,000-9,999 sq.f.t.); \$10,000 (10,000-20,000); \$15,000 (>20,000)	comparison not available	comparison not available
12	\$100,001-\$250,000 of Engineer's estimate	3%	comparison not available	comparison not available		comparison not available	comparison not available
13	> \$250,000 of Engineer's estimate	2.50%	comparison not available	comparison not available		comparison not available	comparison not available
14	Controller Testing	\$ 2,005	comparison not available	comparison not available	comparison not available	comparison not available	comparison not available
15	Signing and Striping Plan Review (1-3 submittals), per sheet	\$ 364	comparison not available	comparison not available	comparison not available	comparison not available	comparison not available
16	4th and subsequent submittals, per sheet	\$ 213	comparison not available	comparison not available	comparison not available	comparison not available	comparison not available
17	Temporary Parking Permit	\$ -	comparison not available	comparison not available	comparison not available	comparison not available	comparison not available
Traffic Impact Analysis							
18	Minor	\$ 1,177	comparison not available	comparison not available			\$ 633
19	Major (General/Specific Plan Amendments, areas of 30+ intersections)	\$ 3,118	comparison not available	comparison not available	comparison not available	comparison not available	\$ 2,534
20	Traffic Control Plan Review (1-3 submittals), per sheet	\$ 364	comparison not available	comparison not available	comparison not available	\$1753 per appl	comparison not available
21	4th and subsequent submittals, per sheet	\$ 213	comparison not available	comparison not available	comparison not available	comparison not available	comparison not available
Oversize/Overweight Permit							
22	Single Trip	\$ 16	\$ 16	\$ 16	\$ 16	\$ 16	\$ 32
23	Annual	\$ 90	\$ 90	\$ 90	\$ 70	\$ 90	\$ 75

D R A F T

Attachment: 10 Cities Comparison DRAFT (2110 : DISCUSSION OF CITY USER FEE SCHEDULE FOR

City of Moreno Valley
Public Works
User Fee Study - Fee Comparison

DRAFT COPY: DO NOT DISTRIBUTE / CITE

No.	Fee Description	Redlands	Perris	March JPA	Menifee	Murrieta
Administration						
1	Plans and Specification Fee (non-refundable)	comparison not available	comparison not available	comparison not available	comparison not available	comparison not available
2	Copy of Capital Improvement Plan	comparison not available	comparison not available	comparison not available	comparison not available	comparison not available
Electric Utility						
PLAN CHECKING AND INSPECTION/TESTING FEES						
Improvement Plans (Total cost of construction)						
3	Deposit	comparison not available	comparison not available	comparison not available	comparison not available	comparison not available
Transportation Engineering						
4	Permit Parking Program Application Fee	comparison not available	comparison not available	comparison not available	comparison not available	comparison not available
Special Traffic Count						
5	Daily Two Directional, per count	comparison not available	comparison not available	comparison not available	comparison not available	comparison not available
6	Peak Hour Intersectional, per count	comparison not available	comparison not available	comparison not available	comparison not available	comparison not available
Signs						
7	Miscellaneous Traffic Control Signs	541	comparison not available	comparison not available	comparison not available	comparison not available
8	Neighborhood Watch Signs (Installed)	comparison not available	comparison not available	comparison not available	comparison not available	comparison not available
9	Street Name Sign	\$ 541	comparison not available	comparison not available	comparison not available	comparison not available
Signal Construction Inspection and Turn-on						
11	<= \$100,000 of Engineer's estimate	comparison not available	comparison not available	comparison not available	comparison not available	comparison not available
12	\$100,001-\$250,000 of Engineer's estimate	comparison not available	comparison not available	comparison not available	comparison not available	comparison not available
13	> \$250,000 of Engineer's estimate	comparison not available	comparison not available	comparison not available	comparison not available	comparison not available
14	Controller Testing	comparison not available	comparison not available	comparison not available	comparison not available	comparison not available
15	Signing and Striping Plan Review (1-3 submittals), per sheet	comparison not available	comparison not available	comparison not available	comparison not available	comparison not available
16	4th and subsequent submittals, per sheet	comparison not available	comparison not available	comparison not available	comparison not available	comparison not available
17	Temporary Parking Permit	comparison not available	comparison not available	comparison not available	comparison not available	comparison not available
Traffic Impact Analysis						
18	Minor	comparison not available	comparison not available	comparison not available	FBHR	comparison not available
19	Major (General/Specific Plan Amendments, areas of 30+ intersections)	comparison not available	comparison not available	comparison not available		comparison not available
20	Traffic Control Plan Review (1-3 submittals), per sheet	comparison not available	comparison not available	comparison not available		comparison not available
21	4th and subsequent submittals, per sheet	comparison not available	comparison not available	comparison not available		comparison not available
Oversize/Overweight Permit						
22	Single Trip	\$ 68	comparison not available	comparison not available	\$ 16	\$ 16
23	Annual		comparison not available	comparison not available	\$ 90	\$ 90

D R A F T

Attachment: 10 Cities Comparison DRAFT (2110 : DISCUSSION OF CITY USER FEE SCHEDULE FOR

City of Moreno Valley
Public Works
User Fee Study - Fee Comparison

DRAFT COPY: DO NOT DISTRIBUTE / CITE

No.	Fee Description	Moreno Valley - Current Fee	Corona	Ontario	Rancho Cucamonga	Riverside	Temecula
24	Banner Permit	\$ 95	\$ 180	comparison not available	comparison not available	comparison not available	comparison not available
Land Development							
Legal and Other Documents							
Fee Includes Three (3) Reviews, Unless Otherwise Noted							
25	Lot Line Adjustment	\$ 1,168	\$2,945 (up to 2 lots); \$2,945 (over 2 lots); \$930 (per lot over 2); \$31 (per sheet scanning fee)	\$805 + \$50/parcel	\$ 1,625	\$ 2,197	\$ 1,359
26	Certificate of Parcel Merger	\$ 1,168	comparison not available	comparison not available	comparison not available	comparison not available	
27	Certificate of Correction	\$ 488	\$ 785	\$ 334	\$ 1,211	comparison not available	\$ 706
28	Certificate of Compliance	\$ 980	\$1,520 + \$39 scanning fee	\$ 518	\$ 1,377	\$ 624	\$ 1,344
29	Conditional Certificate of Compliance	\$ 1,424	comparison not available	comparison not available	comparison not available	comparison not available	comparison not available
Street Vacation							
30	Summary	\$ 1,208	\$3,120 + publication & county filing fee	\$ 1,321	\$ 697	\$ 8,290	\$ 993
31	Full	\$ 4,009					\$ 3,171
Condemnation							
32	Initial Processing, deposit	\$ 5,000	comparison not available	comparison not available	comparison not available	comparison not available	comparison not available
33	Right-of-Way Acquisition and Processing (minimum fee), deposit, per lot	\$ 5,000	comparison not available	comparison not available	comparison not available	comparison not available	comparison not available
Document Review and Processing							
34	Minor Documents (Staff Reports, Offers of Dedication, Easement Deeds, Grant Deeds, Centerline Tie Sheets, Public Improvement Agreements, partial Security Reduction, etc.) (For 2 Reviews)	\$ 798	\$1,225 (easement review)	comparison not available	comparison not available	\$1,129 (easement)	comparison not available
35	1st Subcategory	\$ -	comparison not available	comparison not available	comparison not available	comparison not available	comparison not available
36	2nd Subcategory	\$ -	comparison not available	comparison not available	comparison not available	comparison not available	comparison not available
37	3rd Subcategory	\$ -	comparison not available	comparison not available	comparison not available	comparison not available	comparison not available
Major Documents (DIF/TUMF Actual cost verification, etc.)							
38	1st Subcategory	Amount determined by city engineer	comparison not available	comparison not available	comparison not available	comparison not available	comparison not available
39	2nd Subcategory	Amount determined by city engineer	comparison not available	comparison not available	comparison not available	comparison not available	comparison not available
40	3rd Subcategory	Amount determined by city engineer	comparison not available	comparison not available	comparison not available	comparison not available	comparison not available
41	Public Improvement Agreement (Extension)	\$ 932	comparison not available	\$ 525	comparison not available	\$ 135	comparison not available
42	Security Release/Exoneration	\$ 1,795	comparison not available	\$ 525	comparison not available	comparison not available	comparison not available
Processing of Assurance (Grading, Damage and Minor Construction Securities), deposit							
43	Grading (based on cost estimate)	Determined by city engineer	comparison not available	comparison not available	comparison not available	comparison not available	comparison not available
44	Erosion Control	Determined by city engineer	comparison not available	comparison not available	comparison not available	comparison not available	comparison not available
45	All Other	Determined by city engineer	comparison not available	comparison not available	comparison not available	comparison not available	comparison not available

D R A F T

Attachment: 10 Cities Comparison DRAFT (2110 : DISCUSSION OF CITY USER FEE SCHEDULE FOR

City of Moreno Valley
Public Works
User Fee Study - Fee Comparison

DRAFT COPY: DO NOT DISTRIBUTE / CITE

No.	Fee Description	Redlands	Perris	March JPA	Menifee	Murrieta
24	Banner Permit	\$83 to Planning	comparison not available	comparison not available	comparison not available	comparison not available
Land Development						
Legal and Other Documents						
Fee Includes Three (3) Reviews, Unless Otherwise Noted						
25	Lot Line Adjustment	\$645 to planning	\$600+\$8.45 processing to planning. \$630 to public works.	comparison not available	\$ 1,045	\$ 3,375
26	Certificate of Parcel Merger	\$2,571 to Planning	\$800+\$8.45 processing+\$85/hr engineering. Paid to planning	comparison not available		\$4,775 plus \$1,701 to planning
27	Certificate of Correction					\$ 2,075
28	Certificate of Compliance	\$685 to planning	\$800+\$8.45 processing+\$85/hr engineering. Paid to planning. \$279 to public works.	comparison not available	\$ 860	comparison not available
29	Conditional Certificate of Compliance	comparison not available				
Street Vacation						
30	Summary				\$145/permit. \$30 per day	
31	Full	\$2,379 paid to planning	\$975+\$8.45 processing. Paid to planning. \$1,028 to public works.	comparison not available	\$ 2,000	\$ 3,975
Condemnation						
32	Initial Processing, deposit	comparison not available		comparison not available	comparison not available	comparison not available
33	Right-of-Way Acquisition and Processing (minimum fee), deposit, per lot	comparison not available		comparison not available	comparison not available	comparison not available
Document Review and Processing						
34	Minor Documents (Staff Reports, Offers of Dedication, Easement Deeds, Grant Deeds, Centerline Tie Sheets, Public Improvement Agreements, partial Security Reduction, etc.) (For 2 Reviews)	\$674 Easement Review	comparison not available	comparison not available	\$500 for easement	comparison not available
35	1st Subcategory	comparison not available	comparison not available	comparison not available	comparison not available	comparison not available
36	2nd Subcategory	comparison not available	comparison not available	comparison not available	comparison not available	comparison not available
37	3rd Subcategory	comparison not available	comparison not available	comparison not available	comparison not available	comparison not available
Major Documents (DIF/TUMF Actual cost verification, etc.)						
38	1st Subcategory	comparison not available	comparison not available	comparison not available	comparison not available	comparison not available
39	2nd Subcategory	comparison not available	comparison not available	comparison not available	comparison not available	comparison not available
40	3rd Subcategory	comparison not available	comparison not available	comparison not available	comparison not available	comparison not available
41	Public Improvement Agreement (Extension)	comparison not available	comparison not available	comparison not available	comparison not available	comparison not available
42	Security Release/Exoneration	comparison not available	comparison not available	comparison not available	comparison not available	comparison not available
Processing of Assurance (Grading, Damage and Minor Construction Securities), deposit						
43	Grading (based on cost estimate)	comparison not available	comparison not available	comparison not available	comparison not available	comparison not available
44	Erosion Control	comparison not available	comparison not available	comparison not available	comparison not available	comparison not available
45	All Other	\$ 310	comparison not available	comparison not available	comparison not available	comparison not available

D R A F T

Attachment: 10 Cities Comparison DRAFT (2110 : DISCUSSION OF CITY USER FEE SCHEDULE FOR

City of Moreno Valley
Public Works
User Fee Study - Fee Comparison

DRAFT COPY: DO NOT DISTRIBUTE / CITE

No.	Fee Description	Moreno Valley - Current Fee	Corona	Ontario	Rancho Cucamonga	Riverside	Temecula
MAP CHECKING							
Initial Fee Includes Three (3) Reviews, Unless Otherwise Noted							
46	Parcel Map Residential	\$ 4,771	\$5,200 + \$31 scanning fee/sheet	Percent of Construction Cost Estimate: 6% (\$1 - \$50,000) 4.65% (\$50,001 - \$500,000); 3.62% (500,001+)	\$ 3,882	\$ 2,547	\$ 3,097
47	plus per lot	\$ -	\$30 + \$31 scanning fee/sheet		\$ 240	\$ 70	\$ 63
48	Parcel Map Non-Residential	\$ 5,108	\$5,200 + \$31 scanning fee/sheet		\$4,180 (10 or less lots); \$4,014.04 (over 10 lots)	\$ 2,547	\$ 3,097
49	plus per lot	\$ -	\$30 + \$31 scanning fee/sheet		\$ 290	\$ 70	\$ 63
50	Tract Map	\$ 41,208	\$5,250 + \$31 scanning fee/sheet		\$4,180 (10 or less lots); \$4,014.04 (over 10 lots)	comparison not available	\$ 4,496
51	plus per lot	\$ 43	\$30 + \$31 scanning fee/sheet		\$ 290	comparison not available	\$ 63
52	4th and Subsequent Reviews (Parcel and Tract) , per sheet, per review	\$ 289		comparison not available		comparison not available	\$219/sheet
53	Amended Map	\$ 2,966	\$4,445 + \$39 scanning fee	comparison not available	\$ 1,493	comparison not available	\$454/sheet
54	4th and Subsequent Reviews (Parcel and Tract), per sheet, per review	\$ 289	comparison not available	comparison not available	comparison not available	comparison not available	\$219/sheet
55	Reversion to Acreage	\$ 1,733	\$7,775 + \$39 scanning fee	comparison not available	comparison not available	\$6,200 (10 lots or less); \$7,726 (> 10 lots)	comparison not available
56	Monument Review / Center Line Ties, each	5% of Bond or \$415 min	comparison not available	comparison not available	comparison not available	comparison not available	5% of bond (\$346 min)
57	Survey Monument Restoration (Two Reviews, Per Set)	\$ 272	comparison not available	comparison not available	comparison not available	comparison not available	comparison not available
IMPROVEMENT PLAN CHECK (Includes but is not limited to Street Improvements, Storm Drain, Water, Sewer, Water Quality Basin/Treatment etc.)							
58	<= \$100,000 of Engineer's estimate	4.00%	\$750 min charge, pct of valuation: 5.0% (0-\$20,000); 3.5% (\$20,000-\$100,000); 2.5% (\$100,000-\$500,000); 1.0% (over \$500,000); Plus \$31 scanning fee/sheet Plus \$150 digital mapping	Percent of Construction Cost Estimate: 6% (\$1 - \$50,000) 4.65% (\$50,001 - \$500,000); 3.62% (500,001+)	\$ 3,682.61 LS (1 sheet);	\$811 + 5.1% (\$0-\$24,999.99) \$2,086 + 2.35% (\$25,000-\$99,999.99) \$3,848 + 2.35% (\$100,000-\$199,999.99) \$6,198 + 2.35% (\$200,000-\$299,999.99) \$8,548 + 2.35% (\$300,000+)	4% of the 1st \$20,000 3.5% of the next \$80,000 3.25 % over \$100,000
59	<= \$100,000 of Engineer's estimate	0.00%			\$ 4,478.85 LS (2 sheets);		
60	\$100,001-\$250,000 of Engineer's estimate	3.00%			\$ 1,194.36 EA (3-4 sheets);		
61	\$100,001-\$250,000 of Engineer's estimate				\$ 7,862.87 LS (5 sheets);		
62	> \$250,000 of Engineer's estimate	2.50%			\$ 1,194.36 EA (6-9 sheets);		
63	> \$250,000 of Engineer's estimate				\$14,929.50 LS (10 sheets) \$ 1,194.36 EA (11+ sheets)		
64	On-site Improvements (For non-single family residential, based on Engineer's estimate)	1.00%	comparison not available	comparison not available	comparison not available	comparison not available	4% of the 1st \$20,000 3.5% of the next \$80,000 3.25 % over \$100,000
65	4th and Subsequent Reviews (Improvement Plans minimum fee), per sheet, per review	\$ 263	comparison not available	comparison not available	comparison not available	comparison not available	comparison not available
Revisions (Improvement Plans)							
66	Including As-Builts, per sheet, per review (for As-Builts with no changes, a one sheet fee is required.)	\$ 276	\$ 1,140	comparison not available	actual cost	\$980 or 6.42% of construction cost	comparison not available

D R A F T

Attachment: 10 Cities Comparison Draft (2110) : DISCUSSION OF CITY USER FEE SCHEDULE FOR

City of Moreno Valley
Public Works
User Fee Study - Fee Comparison

DRAFT COPY: DO NOT DISTRIBUTE / CITE

No.	Fee Description	Redlands	Perris	March JPA	Menifee	Murrieta
MAP CHECKING						
Initial Fee Includes Three (3) Reviews, Unless Otherwise Noted						
46	Parcel Map Residential	\$ 2,109	\$ 900	comparison not available	\$ 3,435	\$ 7,404
47	plus per lot	comparison not available	\$ 20	comparison not available	\$ 25	comparison not available
48	Parcel Map Non-Residential	\$ 2,109	\$ 900	comparison not available	\$ 3,620	\$ 7,404
49	plus per lot	comparison not available	\$ 20	comparison not available	\$ 90	comparison not available
50	Tract Map	\$ 2,346	\$ 1,600	comparison not available	\$ 10,000	\$7,202-15,606 depending on size
51	plus per lot	comparison not available	\$ 40	comparison not available	comparison not available	comparison not available
52	4th and Subsequent Reviews (Parcel and Tract) , per sheet, per review	comparison not available	comparison not available	comparison not available	comparison not available	comparison not available
53	Amended Map	\$1,342 for tract, \$1,726 for parcel	comparison not available	comparison not available	\$ 1,000	\$ 3,202
54	4th and Subsequent Reviews (Parcel and Tract), per sheet, per review	comparison not available	comparison not available	comparison not available	comparison not available	comparison not available
55	Reversion to Acreage	\$2,571 to planning	comparison not available	comparison not available	\$2,000 to planning	\$ 949 to planning
56	Monument Review / Center Line Ties, each	comparison not available	comparison not available	comparison not available	comparison not available	comparison not available
57	Survey Monument Restoration (Two Reviews, Per Set)	comparison not available	comparison not available	comparison not available	comparison not available	comparison not available
IMPROVEMENT PLAN CHECK (Includes but is not limited to Street Improvements, Storm Drain, Water, Sewer, Water Quality Basin/Treatment etc.)						
58	<= \$100,000 of Engineer's estimate	\$754-\$1,350 depending on type of construction.	3.5% of construction estimate plus \$40/lot	comparison not available	\$820/sheet	Up to 250,000, 3% with \$5,000 min. 250,000-750,000, 2.5% with \$6,250 minimum. 750,000, 2% with \$15,020 minimum.
59	<= \$100,000 of Engineer's estimate					
60	\$100,001-\$250,000 of Engineer's estimate					
61	\$100,001-\$250,000 of Engineer's estimate					
62	> \$250,000 of Engineer's estimate					
63	> \$250,000 of Engineer's estimate					
64	On-site Improvements (For non-single family residential, based on Engineer's estimate)	comparison not available	comparison not available	comparison not available	comparison not available	comparison not available
65	4th and Subsequent Reviews (Improvement Plans minimum fee), per sheet, per review	comparison not available	comparison not available	comparison not available	comparison not available	comparison not available
Revisions (Improvement Plans)						
66	Including As-Builts, per sheet, per review (for As-Builts with no changes, a one sheet fee is required.)	comparison not available		comparison not available	\$750 minor, FHBR for major	\$2,000/page plus 5%

D R A F T

Attachment: 10 Cities Comparison DRAFT (2110 : DISCUSSION OF CITY USER FEE SCHEDULE FOR

City of Moreno Valley
Public Works
User Fee Study - Fee Comparison

DRAFT COPY: DO NOT DISTRIBUTE / CITE

No.	Fee Description	Moreno Valley - Current Fee	Corona	Ontario	Rancho Cucamonga	Riverside	Temecula	
MASS/ROUGH GRADING PLAN CHECK								
Initial Fee Includes Three (3) Reviews, Unless Otherwise Noted								
Parcel Map Subdivisions and Custom Homes								
67	0-5,000 CY	\$ 2,724	\$5,960 (1-5,000 CY); \$6,355 (5,001-15,000 CY); \$6,355 (>15,000 CY) \$5 (each addl > 15,000 CY); Plus \$31 (scanning fee/sheet)	\$ 1,118	comparison not available	\$522 + 10% general plan surcharge	\$538 (0-500 CY); \$714 (501-5,000 CY); \$960 (5,001-10,000 CY); \$1,214 (10,001-50,000 CY); \$1,596 (50,001-100,000 CY); \$107 (every 10,000 over 100,000CY)	
68	5,001-100,000 CY Plus	\$ 2,724			comparison not available	comparison not available		
69	Each Additional 5,000 CY or portion thereof over 5,000 CY, up to 100,000 CY (prorated per cubic yard)	\$ 338			comparison not available	80 + 10% general plan surcharge		
70	> 100,000 CY Plus	\$ 9,146			comparison not available	comparison not available		
71	Each Additional 10,000 CY or portion thereof over 100,000 CY (prorated per cubic yard)	\$ 113			comparison not available	\$12 + 10% general plan surcharge		
Tract Maps & Non Subdivisions								
72	0-5,000 CY	\$ 3,061	\$5,960 (1-5,000 CY); \$6,355 (5,001-15,000 CY); \$6,355 (>15,000 CY) \$5 (each addl > 15,000 CY); Plus \$31 (scanning fee/sheet)	\$ 1,118	comparison not available	\$522 + 10% general plan surcharge	\$538 (0-500 CY); \$714 (501-5,000 CY); \$960 (5,001-10,000 CY); \$1,214 (10,001-50,000 CY); \$1,596 (50,001-100,000 CY); \$107 (every 10,000 over 100,000CY)	
73	5,001-100,000 CY Plus	\$ 3,061			comparison not available	comparison not available		
74	Each Additional 5,000 CY or portion thereof over 5,000 CY, up to 100,000 CY (prorated per cubic yard)	\$ 338			comparison not available	80 + 10% general plan surcharge		
75	> 100,000 CY Plus	\$ 9,483			comparison not available	comparison not available		
76	Each Additional 10,000 CY or portion thereof over 100,000 CY (prorated per cubic yard)	\$ 113			comparison not available	\$12 + 10% general plan surcharge		
77	4th and Subsequent Reviews (Mass/Rough Grading Plans), per sheet, per review	\$ 307	comparison not available	comparison not available	comparison not available	comparison not available		
Revisions (Mass/Rough Grading Plans)								
78	Including As-Builts, per sheet, per review (for As-Builts with no changes, a one sheet fee is required.)	\$ 350	comparison not available	comparison not available	comparison not available	comparison not available	\$ 267	
STOCKPILE/BORROW SITE PLAN								
79	0-5,000 CY	\$ 795	\$1,215 + \$31 scanning fee/sheet	comparison not available	comparison not available	comparison not available	comparison not available	
80	5,001-100,000 CY Plus				comparison not available	comparison not available	\$522 + 10% general plan surcharge	comparison not available
81	Each Additional 5,000 CY or portion thereof over 5,000 CY, up to 100,000 CY (prorated per cubic yard)	\$ 1,246			comparison not available	comparison not available		comparison not available
82	> 100,000 CY Plus	\$ 1,661			comparison not available	comparison not available	80 + 10% general plan surcharge	comparison not available
83	Each Additional 10,000 CY or portion thereof over 100,000 CY (prorated per cubic yard)	\$ -			comparison not available	comparison not available		comparison not available
84	4th and Subsequent Reviews (Stockpile/Borrow Plans), per sheet, per review	\$ 307	comparison not available	comparison not available	comparison not available	\$12 + 10% general plan surcharge	comparison not available	
Revisions (Stockpile/Borrow Plans)								
85	Per sheet, per review	\$ 400	comparison not available	comparison not available	actual cost	comparison not available	comparison not available	

DRAFT

Attachment: 10 Cities Comparison DRAFT (2110 : DISCUSSION OF CITY USER FEE SCHEDULE FOR

City of Moreno Valley
Public Works
User Fee Study - Fee Comparison

DRAFT COPY: DO NOT DISTRIBUTE / CITE

No.	Fee Description	Redlands	Perris	March JPA	Menifee	Murrieta
MASS/ROUGH GRADING PLAN CHECK						
Initial Fee Includes Three (3) Reviews, Unless Otherwise Noted						
Parcel Map Subdivisions and Custom Homes						
67	0-5,000 CY	\$462 for first 0-500 CY. \$64 for each additional 500 CY up to 5,000. \$74 each additional 5,000 CY up to 50,000. \$83 each additional 10,000 CY up to 100,000. \$10 each additional 10,000 CY up to 200,000. \$6 each additional 10,000 CY beyond 200,000.	\$500+UBC fee	comparison not available	\$655/sheet to planning	50-100,000 CY, \$150+3% of valuation with \$5,000 minimum. 100,001-200,000 CY, \$150+2.5% of valuation with \$5,000 minimum. 200,001+ CY, \$150+2% of valuation with \$5,000 minimum.
68	5,001-100,000 CY Plus					
69	Each Additional 5,000 CY or portion thereof over 5,000 CY, up to 100,000 CY (prorated per cubic yard)					
70	> 100,000 CY Plus					
71	Each Additional 10,000 CY or portion thereof over 100,000 CY (prorated per cubic yard)					
Tract Maps & Non Subdivisions						
72	0-5,000 CY	\$462 for first 0-500 CY. \$64 for each additional 500 CY up to 5,000. \$74 each additional 5,000 CY up to 50,000. \$83 each additional 10,000 CY up to 100,000. \$10 each additional 10,000 CY up to 200,000. \$6 each additional 10,000 CY beyond 200,000.	\$500+UBC fee	comparison available	\$655/sheet to planning	50-100,000 CY, \$150+3% of valuation with \$5,000 minimum. 100,001-200,000 CY, \$150+2.5% of valuation with \$5,000 minimum. 200,001+ CY, \$150+2% of valuation with \$5,000 minimum.
73	5,001-100,000 CY Plus					
74	Each Additional 5,000 CY or portion thereof over 5,000 CY, up to 100,000 CY (prorated per cubic yard)					
75	> 100,000 CY Plus					
76	Each Additional 10,000 CY or portion thereof over 100,000 CY (prorated per cubic yard)					
77	4th and Subsequent Reviews (Mass/Rough Grading Plans), per sheet, per review	comparison not available				
Revisions (Mass/Rough Grading Plans)						
78	Including As-Builts, per sheet, per review (for As-Builts with no changes, a one sheet fee is required.)	comparison not available	comparison not available	comparison not available	comparison not available	\$2,000 per page plus 5%
STOCKPILE/BORROW SITE PLAN						
79	0-5,000 CY	comparison not available	comparison not available	comparison not available	comparison not available	comparison not available
80	5,001-100,000 CY Plus	comparison not available	comparison not available	comparison not available	comparison not available	comparison not available
81	Each Additional 5,000 CY or portion thereof over 5,000 CY, up to 100,000 CY (prorated per cubic yard)	comparison not available	comparison not available	comparison not available	comparison not available	comparison not available
82	> 100,000 CY Plus	comparison not available	comparison not available	comparison not available	comparison not available	comparison not available
83	Each Additional 10,000 CY or portion thereof over 100,000 CY (prorated per cubic yard)	comparison not available	comparison not available	comparison not available	comparison not available	comparison not available
84	4th and Subsequent Reviews (Stockpile/Borrow Plans), per sheet, per review	comparison not available	comparison not available	comparison not available	comparison not available	comparison not available
Revisions (Stockpile/Borrow Plans)						
85	Per sheet, per review	comparison not available	comparison not available	comparison not available	comparison not available	comparison not available

DRAFT

Attachment: 10 Cities Comparison DRAFT (2110 : DISCUSSION OF CITY USER FEE SCHEDULE FOR

City of Moreno Valley
Public Works
User Fee Study - Fee Comparison

DRAFT COPY: DO NOT DISTRIBUTE / CITE

No.	Fee Description	Moreno Valley - Current Fee	Corona	Ontario	Rancho Cucamonga	Riverside	Temecula
86	PRECISE GRADING PLAN CHECK	\$ 2,627	comparison not available	comparison not available	comparison not available	comparison not available	comparison not available
Parcel Map Subdivisions and Custom Homes							
87	Each		\$6,485 (base fee) \$15 (per dwelling unit) plus current fee (legal ad) & \$39 scanning fee	\$1798 + \$50/per parcel	comparison not available	comparison not available	\$267/ acre
88	Per Lot	\$ 74		comparison not available	comparison not available	comparison not available	\$ 32
	Tract Map			comparison not available	comparison not available	comparison not available	comparison not available
89	Each	\$ 2,964		\$2,254 + \$50/per parcel	comparison not available	comparison not available	comparison not available
90	Per Lot	\$ 74		comparison not available	comparison not available	comparison not available	
Non Subdivisions							
91	0-5,000CY	\$ 2,965	\$6,485 (base fee) \$15 (per dwelling unit) plus current fee (legal ad) & \$39 scanning fee	\$ 1,118	comparison not available	\$522 + 10% general plan surcharge	\$538 (0-500 CY); \$714 (501-5,000 CY); \$960 (5,001-10,000 CY); \$1,214 (10,001-50,000 CY); \$1,596 (50,001-100,000 CY); \$107 (every 10,000 over 100,000CY)
92	5,001-100,000 CY Plus	\$ 2,965			comparison not available	comparison not available	
93	Each Additional 5,000 CY or portion thereof over 5,000 CY (prorated per cubic yard)	\$ 301			comparison not available	comparison not available	
94	> 100,000 CY Plus	8,684			comparison not available	comparison not available	
95	Each Additional 10,000 CY or portion thereof over 100,000 CY (prorated per cubic yard)	74			comparison not available	\$ + 10% general plan surcharge	
96	4th and Subsequent Reviews (Precise Grading Plans), per sheet, per review	\$ 320		comparison not available	comparison not available	comparison not available	comparison not available
Revisions (Precise Grading Plans)							
97	Including As-Builts, per sheet, per review (for As-Builts with no changes, a one sheet fee is required.)	\$ 350	\$4,350 (base fee) \$15 (per dwelling unit) plus current fee (legal ad) & \$39 scanning fee	comparison not available	comparison not available	comparison not available	\$ 267
STORM WATER MANAGEMENT PLAN CHECK							
98	4th and Subsequent Reviews (Civil Drawings), per sheet, per review	\$ 262	comparison not available	comparison not available	comparison not available	comparison not available	comparison not available
STUDIES							
99	Flood Plain (CLOMR/LOMR)	\$3,500	comparison not available	comparison not available	comparison not available	comparison not available	comparison not available
Drainage (Hydrology/Hydraulics)							
100	Base Fee Plus	\$ -	\$4,180 (0-100 acres); \$6,015 (101+ acres)	\$ 1,118	\$ 2,587.78 (up to 150 acres); \$ 3,583.08 (> 150 acres)	comparison not available	\$2,166 (up to 150 acre)
101	per acre	\$ -				comparison not available	\$3,159 (150+ acre)
102	Hydrology & Hydraulic Calculations for Treatment Control Devices	\$ 493	comparison not available	comparison not available		comparison not available	comparison not available
103	4th and Subsequent Review, per sheet, per review	Total city costs	comparison not available	comparison not available	comparison not available	comparison not available	comparison not available
Preliminary Water Quality Management Plan (P-WQMP)							
WQMP Preliminary Document Review							
103	Three Reviews (Consultant and Admin)	\$ 990	\$3,445 (plan review); \$870 (revised plan check)	comparison not available	comparison not available	\$455 + 10%General Plan surcharge	\$1,267 (0-5 acres)
104	Each additional review	\$ 341		comparison not available	comparison not available	comparison not available	\$1,460 (5.1-10 acres)
105	All Meetings, per hour	\$ 265		comparison not available	comparison not available	comparison not available	\$1,860 (10.1-15 acres)
106	All Teleconferences, per hour	\$ 159		comparison not available	comparison not available	comparison not available	\$2,100 (15.1+ acres)

D R A F T

Attachment: 10 Cities Comparison Draft (2110) : DISCUSSION OF CITY USER FEE SCHEDULE FOR

City of Moreno Valley
Public Works
User Fee Study - Fee Comparison

DRAFT COPY: DO NOT DISTRIBUTE / CITE

No.	Fee Description	Redlands	Perris	March JPA	Menifee	Murrieta
86	PRECISE GRADING PLAN CHECK	comparison not available	comparison not available	comparison not available	comparison not available	comparison not available
	Parcel Map Subdivisions and Custom Homes					
87	Each	comparison not available	3.5% of estimate	comparison not available	\$ 375	\$227+3% of valuation, with \$3,200 minimum
88	Per Lot	comparison not available	comparison not available	comparison not available	comparison not available	
	Tract Map					
89	Each	comparison not available	3.5% of estimate	comparison not available	\$375/sheet to planning	\$404+3% of valuation with \$5,000 minimum
90	Per Lot	comparison not available	comparison not available	comparison not available	comparison not available	
	Non Subdivisions					
91	0-5,000CY	\$462 for first 0-500 CY. \$64 for each additional 500 CY up to 5,000. \$74 each additional 5,000 CY up to 50,000. \$83 each additional 10,000 CY up to 100,000. \$10 each additional 10,000 CY up to 200,000. \$6 each additional 10,000 CY beyond 200,000.	3.5% of estimate	comparison not available	\$375/sheet	60,000 CY, \$303+5% of valuation, \$2,500 min. 60,000-250,000 CY, \$303+3%, \$5,000 min. 250,000-750,000 CY, \$606+2.5% of valuation, \$6,250 min. 750,000+ CY, \$909+2% C \$15,020 min.
92	5,001-100,000 CY Plus					
93	Each Additional 5,000 CY or portion thereof over 5,000 CY (prorated per cubic yard)					
94	> 100,000 CY Plus					
95	Each Additional 10,000 CY or portion thereof over 100,000 CY (prorated per cubic yard)					
96	4th and Subsequent Reviews (Precise Grading Plans), per sheet, per review	comparison not available				
	Revisions (Precise Grading Plans)					
97	Including As-Builts, per sheet, per review (for As-Builts with no changes, a one sheet fee is required.)	comparison not available	comparison not available	comparison not available	comparison not available	\$2,000 per page plus 5%.
	STORM WATER MANAGEMENT PLAN CHECK					
98	4th and Subsequent Reviews (Civil Drawings), per sheet, per review	comparison not available	comparison not available	comparison not available	comparison not available	comparison not available
	STUDIES					
99	Flood Plain (CLOMR/LOMR)	comparison not available	comparison not available	comparison not available	comparison not available	comparison not available
	Drainage (Hydrology/Hydraulics)					
100	Base Fee Plus	comparison not available	1% of construction estimate	comparison not available	\$780 for less than 10 acres, \$2,500 for 10 or more.	comparison not available
101	per acre	comparison not available		comparison not available		comparison not available
102	Hydrology & Hydraulic Calculations for Treatment Control Devices	comparison not available		comparison not available		comparison not available
103	4th and Subsequent Review, per sheet, per review	comparison not available		comparison not available		comparison not available
	Preliminary Water Quality Management Plan (P-WQMP)					
	WQMP Preliminary Document Review					
103	Three Reviews (Consultant and Admin)	\$678 for SFR, \$757 project based fee, \$187/lot lot fee, \$187/acre acre fee.	comparison not available	comparison not available		FBHR
104	Each additional review		comparison not available	comparison not available		FBHR
105	All Meetings, per hour		comparison not available	comparison not available		FBHR
106	All Teleconferences, per hour		comparison not available	comparison not available		FBHR

D R A F T

Attachment: 10 Cities Comparison DRAFT (2110 : DISCUSSION OF CITY USER FEE SCHEDULE FOR

City of Moreno Valley
Public Works
User Fee Study - Fee Comparison

DRAFT COPY: DO NOT DISTRIBUTE / CITE

No.	Fee Description	Moreno Valley - Current Fee	Corona	Ontario	Rancho Cucamonga	Riverside	Temecula
Final Water Quality Management Plan (F-WQMP)							
WQMP Final Document Review							
(Initial fee includes Document Review, Teleconferences and Meetings)							
107	Basic Review (Maximum 3 Reviews and 2 Meetings) (Applies to Hillside Residential ≤ 9 Units)	\$ 1,164	comparison not available	comparison not available	comparison not available	\$1,228 + 10% General Plan surcharge	\$1,267 (0-5 acres)
108	Subsequent Reviews, each review	\$ 795	comparison not available	comparison not available	comparison not available	comparison not available	\$1,460 (5.1-10 acres)
109	Subsequent Meetings, per hour	\$ 265	comparison not available	comparison not available	comparison not available	comparison not available	\$1,860 (10.1-15 acres)
110	Subsequent Teleconferences, per hour	\$ 159	comparison not available	comparison not available	comparison not available	comparison not available	\$2,100 (15.1+ acres)
111	Standard Review (Maximum 2 Reviews and 2 Meetings) (Applies to Residential ≤ 50 Units; Commercial ≤ 2 Acres; Industrial ≤ 1 Acre; Automotive ≤ 1 Acre; Restaurants ≤ 1 Acre; Hillside Development ≤ 1 Acre (Except Hillside Residential ≤ 9 Units); and Parking Lots ≤ 2 Acres)	\$ 4,547	\$ 3,445	comparison not available	comparison not available	comparison not available	
112	Subsequent Reviews, each review	\$ 1,526	\$ 870				
113	Subsequent Meetings, per hour	\$ 265	comparison not available	comparison not available	comparison not available	comparison not available	comparison not available
114	Subsequent Teleconferences, per hour	\$ 159	comparison not available	comparison not available	comparison not available	comparison not available	comparison not available
115	Complex Review (maximum 3 reviews and 2 meetings) (Applies to MFR or SFR > 50 Units; Commercial > 2 Acres; Industrial > 1 Acre; Automotive > 1 Acre; Restaurants > 1 Acre; Hillside Development > 1 Acre (Except Hillside Residential ≤ 9 Units); and Parking Lots > 2 Acres)	\$ 6,650	comparison not available	comparison not available	comparison not available	comparison not available	comparison not available
116	Subsequent Reviews, each review	\$ 1,934	comparison not available	comparison not available	comparison not available	comparison not available	comparison not available
117	Subsequent Meetings, per hour	\$ 265	comparison not available	comparison not available	comparison not available	comparison not available	comparison not available
118	Subsequent Teleconferences, per hour	\$ 159	comparison not available	comparison not available	comparison not available	comparison not available	comparison not available
119							
OTHER PLAN CHECK FEES							
Underground Overhead Utilities							
120	Underground of Utilities Administration Fee Plus	\$ 74	comparison not available	Percent of Construction Cost Estimate: 6% (\$1 - \$50,000) 4.65% (\$50,001 - \$500,000); 3.62% (500,001+)	\$ 297/LF (electric); \$ 56/LF (telephone); \$ 27/LF (cable)	comparison not available	comparison not available
121	Underground of Utilities In-Lieu Fee, per linear foot	\$ 207	comparison not available			comparison not available	comparison not available
IMPROVEMENT INSPECTION							
Grading							
Mass, Rough, Precise, Stockpile or Borrow Grading Inspection (All projects)							
122	0-1,000 CY	\$ 675		comparison not available	comparison not available		
123	101-1,000 CY Plus	\$ 675		comparison not available	comparison not available		
124	Each Additional 100 CY or portion thereof over 100 CY (prorated per cubic yard)	\$ 126	\$630 (101-1,000 CY) plus \$139 (each addl 250 up to 5,000 CY); \$24 (each addl 1,00 over 5,000 CY)	comparison not available	comparison not available	\$25 (issuance fee) + \$614 (processing fee) + \$92/ hr (inspection)	\$459 (0-500 CY); \$551 (501-5,000 CY); \$660 (5,001-10,000 CY); \$931 (10,001-50,000 CY); \$1,264 (50,001-100,000 CY); \$62 (every 10,000 over 100,000CY)
125	1,001-10,000 CY Plus	\$ 1,809		comparison not available	comparison not available		
126	Each Additional 100 CY or portion thereof over 1,000 CY (prorated per cubic yard)	\$ 414		comparison not available	comparison not available		
127	10,001-100,000 CY Plus	\$ 5,535		comparison not available	comparison not available		
128	Each Additional 100 CY or portion thereof over 10,000 CY (prorated per cubic yard)	\$ 376		comparison not available	comparison not available		
129	> 100,000 CY Plus	\$ 8,919		comparison not available	comparison not available		
130	Each Additional 100 CY or portion thereof over 100,000 CY (prorated per cubic yard)	\$ 338		comparison not available	comparison not available		

DRAFT

Attachment: 10 Cities Comparison Draft (2110 : DISCUSSION OF CITY USER FEE SCHEDULE FOR

City of Moreno Valley
Public Works
User Fee Study - Fee Comparison

DRAFT COPY: DO NOT DISTRIBUTE / CITE

No.	Fee Description	Redlands	Perris	March JPA	Menifee	Murrieta
Final Water Quality Management Plan (F-WQMP)						
WQMP Final Document Review						
(Initial fee includes Document Review, Teleconferences and Meetings)						
107	Basic Review (Maximum 3 Reviews and 2 Meetings) (Applies to Hillside Residential ≤ 9 Units)	\$983 SFR, \$1,299 Project based fee, \$136/lot lot fee, \$136/acre acre fee.	comparison not available	comparison not available	\$910/application plus \$13/acre	FBHR
108	Subsequent Reviews, each review		comparison not available	comparison not available		FBHR
109	Subsequent Meetings, per hour		comparison not available	comparison not available		FBHR
110	Subsequent Teleconferences, per hour		comparison not available	comparison not available		FBHR
111	Standard Review (Maximum 2 Reviews and 2 Meetings) (Applies to Residential ≤ 50 Units; Commercial ≤ 2 Acres; Industrial ≤ 1 Acre; Automotive ≤ 1 Acre; Restaurants ≤ 1 Acre; Hillside Development ≤ 1 Acre (Except Hillside Residential ≤ 9 Units); and Parking Lots ≤ 2 Acres)		comparison not available	comparison not available		FBHR
112	Subsequent Reviews, each review					
113	Subsequent Meetings, per hour	comparison not available	comparison not available	comparison not available	comparison not available	FBHR
114	Subsequent Teleconferences, per hour	comparison not available	comparison not available	comparison not available	comparison not available	FBHR
115	Complex Review (maximum 3 reviews and 2 meetings) (Applies to MFR or SFR > 50 Units; Commercial > 2 Acres; Industrial > 1 Acre; Automotive > 1 Acre; Restaurants > 1 Acre; Hillside Development > 1 Acre (Except Hillside Residential ≤ 9 Units); and Parking Lots > 2 Acres)	comparison not available	comparison not available	comparison not available	comparison not available	FBHR
116	Subsequent Reviews, each review	comparison not available	comparison not available	comparison not available	comparison not available	FBHR
117	Subsequent Meetings, per hour	comparison not available	comparison not available	comparison not available	comparison not available	FBHR
118	Subsequent Teleconferences, per hour	comparison not available	comparison not available	comparison not available	comparison not available	FBHR
119						
OTHER PLAN CHECK FEES						
Underground Overhead Utilities						
120	Underground of Utilities Administration Fee Plus	comparison not available	comparison not available	comparison not available	comparison not available	comparison not available
121	Underground of Utilities In-Lieu Fee, per linear foot	comparison not available	comparison not available	comparison not available	comparison not available	comparison not available
IMPROVEMENT INSPECTION						
Grading						
Mass, Rough, Precise, Stockpile or Borrow Grading Inspection (All projects)						
122	0-1,000 CY	\$532 for first 0-500 CY. \$64 for each additional 2,000 CY up to 10,000. \$77 for each additional 5,000 CY up to 100,000. \$10 for each additional 10,000 CY up to 200,000. \$7 for each additional 10,000 CY beyond 200,000.	\$500+UBC Fee (for observation)	comparison not available	Less than 1 acre: \$1,000 deposit. Other: deposit of 3% of grading construction cost.	Up to 250,000, 5% with \$7,500 minimum. 250,000-750,000, 4% with \$8,750 minimum. 750,000+, 3% with \$22,530 minimum.
123	101-1,000 CY Plus			comparison not available		
124	Each Additional 100 CY or portion thereof over 100 CY (prorated per cubic yard)			comparison not available		
125	1,001-10,000 CY Plus			comparison not available		
126	Each Additional 100 CY or portion thereof over 1,000 CY (prorated per cubic yard)			comparison not available		
127	10,001-100,000 CY Plus			comparison not available		
128	Each Additional 100 CY or portion thereof over 10,000 CY (prorated per cubic yard)			comparison not available		
129	> 100,000 CY Plus			comparison not available		
130	Each Additional 100 CY or portion thereof over 100,000 CY (prorated per cubic yard)			comparison not available		

DRAFT

Attachment: 10 Cities Comparison DRAFT (2110 : DISCUSSION OF CITY USER FEE SCHEDULE FOR

City of Moreno Valley
Public Works
User Fee Study - Fee Comparison

DRAFT COPY: DO NOT DISTRIBUTE / CITE

No.	Fee Description	Moreno Valley - Current Fee	Corona	Ontario	Rancho Cucamonga	Riverside	Temecula	
Improvements								
131	<= \$100,000 of Engineer's estimate	4.00%	\$615 + 14.18% (\$2,000-\$100,000) \$14,510 + 1.23% (\$100,001-\$500,000) \$19,425 + 1.05% (\$500,001+)	Percent of Construction Cost Estimate: 5.97% (\$1 - \$50,000) 5.45% (\$50,001 - \$500,000); 4.24% (500,001+); \$98 (single item)	comparison not available	comparison not available	4% of the 1st \$20,000 3.5% of the next \$80,000 3.25 % over \$100,000	
132	\$100,001-\$250,000 of Engineer's estimate	3.00%			comparison not available	comparison not available		
133	> \$250,000 of Engineer's estimate	2.50%			comparison not available	comparison not available		
134	On-site Improvements (For non-single family residential, based on Engineer's estimate)	1.00%	comparison not available	comparison not available	comparison not available	comparison not available	4% of the 1st \$20,000 3.5% of the next \$80,000 3.25 % over \$100,000	
135	Re-inspection	\$ 458	comparison not available	comparison not available	comparison not available	comparison not available	comparison not available	
Holidays, Weekends and Night Inspections (Based on staff availability)								
138	Straight Time Per Hour, min. 2 hours	\$ 79	comparison not available	comparison not available	comparison not available	comparison not available	comparison not available	
139	Over Time Per Hour, min. 2 hours	\$ 96	comparison not available	comparison not available	comparison not available	comparison not available	comparison not available	
D R A F T								
STORM WATER MANAGEMENT INSPECTION								
Storm Water Pollution Abatement Program								
Projects Under Construction								
140	Construction Site Inspection	\$ 426	comparison not available	\$451 (< 10acres) \$1,245 (10-25 acres) \$1,515 (25+ acres)	comparison not available	comparison not available	comparison not available	
Existing Businesses								
141	NPDES Industrial Site Initial Inspection	\$ 477	comparison not available		comparison not available	comparison not available	comparison not available	
142	Follow-up Compliance Inspection	\$ 224	comparison not available		comparison not available	comparison not available	comparison not available	
143	NPDES Commercial Site Initial Inspection	\$ 351	comparison not available		comparison not available	comparison not available	comparison not available	
144	Follow-up Compliance Inspection	\$ 224	comparison not available		comparison not available	comparison not available	comparison not available	
145	NPDES Restaurant Initial Inspection (CAP)	\$ 287	comparison not available		comparison not available	comparison not available	comparison not available	
146	Follow-up Compliance Inspection	\$ 224	comparison not available		comparison not available	comparison not available	comparison not available	
147	NPDES Business Inspection Invoice Processing	\$ 19	comparison not available	comparison not available	comparison not available	comparison not available	comparison not available	
Water Quality Basin Landscape Inspection								
148	0-1 Acre	\$ 12,565	comparison not available	comparison not available	comparison not available	comparison not available	comparison not available	
149	1-1.5 Acres	\$ 14,450	comparison not available	comparison not available	comparison not available	comparison not available	comparison not available	
150	1.5-2 Acres	\$ 16,334	comparison not available	comparison not available	comparison not available	comparison not available	comparison not available	
151	2-2.5 Acres	\$ 18,220	comparison not available	comparison not available	comparison not available	comparison not available	comparison not available	
152	Each additional 1/2 Acre > 2.5 Acres, per 1/2 acre	\$ 1,884	comparison not available	comparison not available	comparison not available	comparison not available	comparison not available	

Attachment: 10 Cities Comparison DRAFT (2110 : DISCUSSION OF CITY USER FEE SCHEDULE FOR

City of Moreno Valley
Public Works
User Fee Study - Fee Comparison

DRAFT COPY: DO NOT DISTRIBUTE / CITE

No.	Fee Description	Redlands	Perris	March JPA	Menifee	Murrieta
Improvements						
131	<= \$100,000 of Engineer's estimate	comparison not available	3% of estimate plus UBC Fee	comparison not available	Deposit of 3% of construction costs.	Up to 250,000, 8% with \$12,500 minimum. 250,000-750,000, 6.5% with \$15,000 minimum. 750,000+, 5% with \$37,550 minimum.
132	\$100,001-\$250,000 of Engineer's estimate	comparison not available		comparison not available		
133	> \$250,000 of Engineer's estimate	comparison not available		comparison not available		
134	On-site Improvements (For non-single family residential, based on Engineer's estimate)	comparison not available	UBC Fee	comparison not available		
135	Re-inspection Holidays, Weekends and Night Inspections (Based on staff availability)	comparison not available	comparison not available	comparison not available	FBHR	
138	Straight Time Per Hour, min. 2 hours	comparison not available	comparison not available	comparison not available	comparison not available	comparison not available
139	Over Time Per Hour, min. 2 hours	comparison not available	comparison not available	comparison not available	comparison not available	comparison not available
D R A F T						
STORM WATER MANAGEMENT INSPECTION						
Storm Water Pollution Abatement Program						
Projects Under Construction						
140	Construction Site Inspection Existing Businesses	\$241 -484 depending on priority and season.	comparison not available	comparison not available	\$190, \$390 for commercial and industrial	comparison not available
141	NPDES Industrial Site Initial Inspection		comparison not available	comparison not available		comparison not available
142	Follow-up Compliance Inspection		comparison not available	comparison not available		comparison not available
143	NPDES Commercial Site Initial Inspection		comparison not available	comparison not available		comparison not available
144	Follow-up Compliance Inspection		comparison not available	comparison not available		comparison not available
145	NPDES Restaurant Initial Inspection (CAP)		comparison not available	comparison not available		comparison not available
146	Follow-up Compliance Inspection	\$ 484	comparison not available	comparison not available	comparison not available	comparison not available
147	NPDES Business Inspection Invoice Processing	comparison not available	comparison not available	comparison not available	comparison not available	comparison not available
Water Quality Basin Landscape Inspection						
148	0-1 Acre	comparison not available	comparison not available	comparison not available	comparison not available	comparison not available
149	1-1.5 Acres	comparison not available	comparison not available	comparison not available	comparison not available	comparison not available
150	1.5-2 Acres	comparison not available	comparison not available	comparison not available	comparison not available	comparison not available
151	2-2.5 Acres	comparison not available	comparison not available	comparison not available	comparison not available	comparison not available
152	Each additional 1/2 Acre > 2.5 Acres, per 1/2 acre	comparison not available	comparison not available	comparison not available	comparison not available	comparison not available

Attachment: 10 Cities Comparison DRAFT (2110 : DISCUSSION OF CITY USER FEE SCHEDULE FOR

City of Moreno Valley
Public Works
User Fee Study - Fee Comparison

DRAFT COPY: DO NOT DISTRIBUTE / CITE

No.	Fee Description	Moreno Valley - Current Fee	Corona	Ontario	Rancho Cucamonga	Riverside	Temecula
PENALTY FEES							
153	Inspection and Testing work in Right-of-Way without Encroachment permit	\$ 639	comparison not available	comparison not available	comparison not available	comparison not available	comparison not available
154	Failure to Schedule Inspection Prior to, performing Work (Penalty Fee to be determined by the City Engineer. Listed amount for the first offense and not to exceed \$500 for each subsequent offense.)	\$ 129	comparison not available	comparison not available	comparison not available	comparison not available	comparison not available
PERMITS - ADMINISTRATION FEES							
	Permit Processing and Issuance	\$ 87	comparison not available	comparison not available	comparison not available	comparison not available	comparison not available
	Newspaper Rack Annual permit Issuance	\$ 87	comparison not available	comparison not available	comparison not available	comparison not available	comparison not available
	Annual Utility Blanket permit Administration	\$ 87	\$ 110	comparison not available	comparison not available	comparison not available	\$ 367
	Second Driveway Approach Application Issuance	\$ 87	\$ 75	comparison not available	comparison not available	comparison not available	comparison not available
PERMITS - INSPECTION FEES							
Concrete Sidewalk							
	0-100 Linear Feet	\$ 70	\$165 (0-100 sq.ft.); \$260 (101-1,000 sq.ft.)	\$ 85	comparison not available	\$150 (single family); \$600 (non-single family)	\$ 32
	> 100 Linear Feet, per linear foot	\$ 1	\$260 (1,001-10,000 sq.ft.)	\$ 85	comparison not available	\$150 (single family); \$600 (non-single family)	\$ 60
	Parkway Drains	\$ 153	\$ 235	\$ 85	\$ 50 + \$250 deposit	\$150 (single family); \$600 (non-single family)	\$ 60
	Residential Curb Core (2 maximum, per lot)	\$ 83	\$ 235	\$ 85	\$ 50 + \$250 deposit	\$150 (single family); \$600 (non-single family)	\$ 60
Driveways							
	Commercial	\$ 153	\$ 120	\$ 85	\$ 131 + \$500 deposit	\$150 (single family); \$600 (non-single family)	\$ 80
	Residential	\$ 215	\$ 225	\$ 85	\$ 131 + \$500 deposit	\$150 (single family); \$600 (non-single family)	\$ 60
Excavation-Street Crossing, per linear foot							
	Minimum fee	\$ 2	\$ 235	\$ 85	\$ 50	\$150 (single family); \$600 (non-single family)	\$ 1
	0-100 Linear Feet	\$ 232	\$ 235	\$ 85	\$ 50	\$150 (single family); \$600 (non-single family)	\$ 211
	> 100 Linear Feet, per linear foot	\$ 0.50	\$ 235	\$ 85	\$ 50	\$150 (single family); \$600 (non-single family)	\$ 0.25
	Excavation Parallel Trench, per linear foot	\$ 0.50	\$ 235	\$ 85	\$ 50	\$150 (single family); \$600 (non-single family)	\$ 0.25
	Minimum fee	\$ 232	\$ 235	\$ 85	\$ 50	\$150 (single family); \$600 (non-single family)	\$ 211
	Small Bore Potholes (12" Diameter Maximum)	\$ 28	\$ 235	\$ 85	\$ 50	\$150 (single family); \$600 (non-single family)	\$ 32
	All Other Potholes	\$ 82	\$ 235	\$ 85	\$ 50	\$150 (single family); \$600 (non-single family)	\$ 32
	Bores/Splice Pits	\$ 55	\$ 235	\$ 85	\$ 50	\$150 (single family); \$600 (non-single family)	\$ 32
	Non-Retaining Wall	\$ 153	\$ 235	\$ 85	comparison not available	\$150 (single family); \$600 (non-single family)	\$ 32
	Fence	\$ 153	\$ 235	\$ 85	comparison not available	\$150 (single family); \$600 (non-single family)	\$ 32
	Newspaper Rack Installation	\$ 55	\$ 235	\$ 85	comparison not available	\$150 (single family); \$600 (non-single family)	\$ 32
	Utility Blanket permit Individual Location Inspection	\$ 15	\$ 105	\$ 85	comparison not available	comparison not available	\$ 43
Miscellaneous Inspections (Based on staff availability)							
	Straight Time, per hour, min. 1 hour	\$ 79	comparison not available	comparison not available	comparison not available	comparison not available	comparison not available
	Over Time, per hour, min. 1 hour	\$ 96	comparison not available	comparison not available	comparison not available	comparison not available	comparison not available

D R A F T

Attachment: 10 Cities Comparison DRAFT (2110 : DISCUSSION OF CITY USER FEE SCHEDULE FOR

City of Moreno Valley
Public Works
User Fee Study - Fee Comparison

DRAFT COPY: DO NOT DISTRIBUTE / CITE

No.	Fee Description	Redlands	Perris	March JPA	Menifee	Murrieta
PENALTY FEES						
153	Inspection and Testing work in Right-of-Way without Encroachment permit	comparison not available	comparison not available	comparison not available	comparison not available	comparison not available
154	Failure to Schedule Inspection Prior to, performing Work (Penalty Fee to be determined by the City Engineer. Listed amount for the first offense and not to exceed \$500 for each subsequent offense.)	comparison not available	comparison not available	comparison not available	comparison not available	\$ 500
PERMITS - ADMINISTRATION FEES						
	Permit Processing and Issuance	comparison not available	comparison not available	comparison not available	comparison not available	comparison not available
	Newspaper Rack Annual permit Issuance	comparison not available	comparison not available	comparison not available	comparison not available	comparison not available
	Annual Utility Blanket permit Administration	comparison not available	comparison not available	comparison not available	\$845/utility annually	Calculated individually
	Second Driveway Approach Application Issuance	comparison not available	comparison not available	comparison not available	comparison not available	comparison not available
PERMITS - INSPECTION FEES						
	Concrete Sidewalk					
	0-100 Linear Feet	\$79 plus \$.40/linear foot.	comparison not available	comparison not available	\$ 240	\$1.50/sqft
	> 100 Linear Feet, per linear foot		comparison not available	comparison not available	\$.30/linear foot	
	Parkway Drains	\$ 79	comparison not available	comparison not available		
	Residential Curb Core (2 maximum, per lot)	\$ 79	comparison not available	comparison not available	\$ 240	\$ 100
	Driveways		comparison not available	comparison not available		
	Commercial	\$ 79	comparison not available	comparison not available	\$ 190	\$ 345
	Residential	\$ 79	comparison not available	comparison not available	\$ 190	\$ 845
	Excavation-Street Crossing, per linear foot					
	Minimum fee	\$79 plus \$.40/linear foot.	comparison not available	comparison not available	\$ 180	\$1.50/linear ft.
	0-100 Linear Feet		comparison not available	comparison not available	\$.30/sqft	
	> 100 Linear Feet, per linear foot					
	Excavation Parallel Trench, per linear foot	\$79 plus \$1.58/linear foot.	comparison not available	comparison not available	\$180 plus \$.20/foot beyond 50	\$1.50/linear ft.
	Minimum fee					
	Small Bore Potholes (12" Diameter Maximum)	\$79 plus \$.08/sqft	comparison not available	comparison not available	\$180 plus \$.20/foot beyond 50	\$ 40
	All Other Potholes		comparison not available	comparison not available	\$180 plus \$.20/foot beyond 50	\$ 60
	Bores/Splice Pits	comparison not available	comparison not available	comparison not available	\$225/permit plus \$50/day beyond 1. \$70 for each additional bore segment	\$ 120
	Non-Retaining Wall	\$ 413	comparison not available	comparison not available	comparison not available	comparison not available
	Fence	\$ 413	comparison not available	comparison not available	comparison not available	comparison not available
	Newspaper Rack Installation	comparison not available	comparison not available	comparison not available	comparison not available	comparison not available
	Utility Blanket permit Individual Location Inspection	comparison not available	comparison not available	comparison not available	\$ 845	comparison not available
	Miscellaneous Inspections (Based on staff availability)					
	Straight Time, per hour, min. 1 hour	comparison not available	comparison not available	comparison not available	comparison not available	comparison not available
	Over Time, per hour, min. 1 hour	comparison not available	comparison not available	comparison not available	comparison not available	comparison not available

D R A F T

Attachment: 10 Cities Comparison DRAFT (2110 : DISCUSSION OF CITY USER FEE SCHEDULE FOR

City of Moreno Valley
Public Works
User Fee Study - Fee Comparison

DRAFT COPY: DO NOT DISTRIBUTE / CITE

No.	Fee Description	Moreno Valley - Current Fee	Corona	Ontario	Rancho Cucamonga	Riverside	Temecula
OTHER PERMITS							
	Application Fee for Special Events, (Including Permit to Conduct a Parade or other event within Public Property or Street Right-of-Way.)	\$ 217	comparison not available	comparison not available	comparison not available	comparison not available	comparison not available
	Block Party Permit Processing	\$ 87	\$ 60	comparison not available	comparison not available	comparison not available	\$ 28
	Flood Plain Determination (Community Rating System) , per lot	\$ 21	comparison not available	comparison not available	comparison not available	comparison not available	comparison not available
	Elevation Certification (Mobile Home Park)	\$ 164	comparison not available	comparison not available	comparison not available	comparison not available	comparison not available
OTHER FEES							
Advanced Energy Fees							
Street Light(s) -Zone B (Residential and Zone C (Arterial & Intersections))							
	Administration Fee	\$ 428	comparison not available	comparison not available	comparison not available	comparison not available	comparison not available
	100w HPSV or equivalent (9,500 Lumens)	\$ 621	comparison not available	comparison not available	comparison not available	comparison not available	comparison not available
	200w HPSV or equivalent (22,000 Lumens)	\$ 680	comparison not available	comparison not available	comparison not available	comparison not available	comparison not available
	250w HPSV or equivalent	\$ 705	comparison not available	comparison not available	comparison not available	comparison not available	comparison not available
	100w LED or equivalent	\$ 655	comparison not available	comparison not available	comparison not available	comparison not available	comparison not available
	145w LED or equivalent	\$ 706	comparison not available	comparison not available	comparison not available	comparison not available	comparison not available
new	150w HPSV or equivalent (16,000 Lumens)	\$ -	comparison not available	comparison not available	comparison not available	comparison not available	comparison not available
MISCELLANEOUS LAND DEVELOPMENT FEES							
	City of Moreno Valley Book of Standard Drawings, copy per page	\$ 48	comparison not available	comparison not available	comparison not available	comparison not available	comparison not available
Research of Records, Files, etc.							
	In-house Reproduction costs of Engineered Plan Sheets (Large Format), per sq. ft.	\$ 1	comparison not available	comparison not available	comparison not available	comparison not available	comparison not available

D R A F T

Attachment: 10 Cities Comparison DRAFT (2110 : DISCUSSION OF CITY USER FEE SCHEDULE FOR

City of Moreno Valley
Public Works
User Fee Study - Fee Comparison

DRAFT COPY: DO NOT DISTRIBUTE / CITE

No.	Fee Description	Redlands	Perris	March JPA	Menifee	Murrieta
OTHER PERMITS						
	Application Fee for Special Events, (Including Permit to Conduct a Parade or other event within Public Property or Street Right-of-Way.)	comparison not available	comparison not available	comparison not available	comparison not available	comparison not available
	Block Party Permit Processing	comparison not available	comparison not available	comparison not available	\$470 plus \$85 planning permit	comparison not available
	Flood Plain Determination (Community Rating System) , per lot	comparison not available	comparison not available	comparison not available	comparison not available	comparison not available
	Elevation Certification (Mobile Home Park)	comparison not available	comparison not available	comparison not available	comparison not available	comparison not available
OTHER FEES						
Advanced Energy Fees						
Street Light(s) -Zone B (Residential and Zone C (Arterial & Intersections))						
	Administration Fee	comparison not available	comparison not available	comparison not available	comparison not available	comparison not available
	100w HPSV or equivalent (9,500 Lumens)	comparison not available	comparison not available	comparison not available	comparison not available	comparison not available
	200w HPSV or equivalent (22,000 Lumens)	comparison not available	comparison not available	comparison not available	comparison not available	comparison not available
	250w HPSV or equivalent	comparison not available	comparison not available	comparison not available	comparison not available	comparison not available
	100w LED or equivalent	comparison not available	comparison not available	comparison not available	comparison not available	comparison not available
	145w LED or equivalent	comparison not available	comparison not available	comparison not available	comparison not available	comparison not available
new	150w HPSV or equivalent (16,000 Lumens)	comparison not available	comparison not available	comparison not available	comparison not available	comparison not available
MISCELLANEOUS LAND DEVELOPMENT FEES						
	City of Moreno Valley Book of Standard Drawings, copy per page	comparison not available	comparison not available	comparison not available	comparison not available	comparison not available
Research of Records, Files, etc.						
	In-house Reproduction costs of Engineered Plan Sheets (Large Format), per sq. ft.	comparison not available	comparison not available	comparison not available	comparison not available	comparison not available

D R A F T

Attachment: 10 Cities Comparison DRAFT (2110 : DISCUSSION OF CITY USER FEE SCHEDULE FOR

City of Moreno Valley
 Fire
 User Fee Study - Fee Comparison

DRAFT COPY: DO NOT DISTRIBUTE / CITE

No.	Fee Description	Moreno Valley - Current Fee	Corona	Ontario	Rancho Cucamonga	Riverside	Temecula
NEW CONSTRUCTION, ADDITIONS, AND MAJOR REMODELS							
	Residential and Multifamily Residential Uses - (All newly constructed or added space for residential occupancies classified as CBC Group R (except R-3), or other residential occupancies not specifically addressed elsewhere in this Fee Schedule)						
	Square Footage:						
	0 - 2,000 sq. ft.	\$ 583	comparison not available	comparison not available	comparison not available	comparison not available	comparison not available
	2,001 - 5,000 sq. ft.	\$ 583	comparison not available	comparison not available	comparison not available	comparison not available	comparison not available
	5,001 - 10,000 sq. ft.	\$ 661	comparison not available	comparison not available	comparison not available	comparison not available	comparison not available
	10,001 - 25,000 sq. ft.	\$ 661	comparison not available	comparison not available	comparison not available	comparison not available	comparison not available
	25,001 - 50,000 sq. ft.	\$ 768	comparison not available	comparison not available	comparison not available	comparison not available	comparison not available
	50,001 or > to be charged by a sq. ft. multiplier	\$ 768	comparison not available	comparison not available	comparison not available	comparison not available	comparison not available
	Hazardouse Use Storage - (All newly constructed or added space for storage occupancies classified as CBC Group S, or other storage occupancies not specifically addressed elsewhere in this Fee Schedule)						
	Square Footage:						
	0 - 2,000 sq. ft.	\$ 661	comparison not available	comparison not available	comparison not available	comparison not available	comparison not available
	2,001 - 5,000 sq. ft.	\$ 794	comparison not available	comparison not available	comparison not available	comparison not available	comparison not available
	5,001 - 10,000 sq. ft.	\$ 952	comparison not available	comparison not available	comparison not available	comparison not available	comparison not available
	10,001 - 25,000 sq. ft.	\$ 1,138	comparison not available	comparison not available	comparison not available	comparison not available	comparison not available
	25,001 - 50,000 sq. ft.	\$ 1,138	comparison not available	comparison not available	comparison not available	comparison not available	comparison not available
	50,001 or > to be charged by a sq. ft. multiplier	\$ 1,138	comparison not available	comparison not available	comparison not available	comparison not available	comparison not available
	Shell Buildings for all Commercial Uses - (The enclosure for all newly constructed or added space for non-residential occupancies classified as CBC Group A, B, E, F, H, I, M, or other commercial occupancies not specifically addressed elsewhere in this Fee Schedule where the interior is not completed or occupiable)						
	Square Footage:						
	0 - 2,000 sq. ft.	\$ 1,984	comparison not available	comparison not available	comparison not available	comparison not available	comparison not available
	2,001 - 5,000 sq. ft.	\$ 1,984	comparison not available	comparison not available	comparison not available	comparison not available	comparison not available
	5,001 - 10,000 sq. ft.	\$ 1,984	comparison not available	comparison not available	comparison not available	comparison not available	comparison not available
	10,001 - 25,000 sq. ft.	\$ 1,984	comparison not available	comparison not available	comparison not available	comparison not available	comparison not available
	25,001 - 50,000 sq. ft.	\$ 1,984	comparison not available	comparison not available	comparison not available	comparison not available	comparison not available
	50,001 or > to be charged by a sq. ft. multiplier	Deposit of \$350	comparison not available	comparison not available	comparison not available	comparison not available	comparison not available

DRAFT

Attachment: 10 Cities Comparison DRAFT (2110 : DISCUSSION OF CITY USER FEE SCHEDULE FOR

City of Moreno Valley
 Fire
 User Fee Study - Fee Comparison

DRAFT COPY: DO NOT DISTRIBUTE / CITE

No.	Fee Description	Redlands	Perris	March JPA [2]	Menifee [2]	Murrieta
NEW CONSTRUCTION, ADDITIONS, AND MAJOR REMODELS						
	Residential and Multifamily Residential Uses - (All newly constructed or added space for residential occupancies classified as CBC Group R (except R-3), or other residential occupancies not specifically addressed elsewhere in this Fee Schedule)					
	Square Footage:					
	0 - 2,000 sq. ft.	\$ 272	\$ 644	\$ 1,056	\$ 1,056	\$1,118 3-6 units
	2,001 - 5,000 sq. ft.	\$ 272	\$ 644	\$ 1,056	\$ 1,056	\$1,194 7-14 units
	5,001 - 10,000 sq. ft.	\$ 272	\$ 644	\$ 1,056	\$ 1,056	\$1,580 15-49 units
	10,001 - 25,000 sq. ft.	\$ 272	\$ 644	\$ 1,056	\$ 1,056	\$1,880 50-99 units
	25,001 - 50,000 sq. ft.	\$ 272	\$ 644	\$ 1,056	\$ 1,056	\$2,090 100-149 units
	50,001 or > to be charged by a sq. ft. multiplier	\$ 272	\$ 644	\$ 1,056	\$ 1,056	\$2,357 150+ units
	Hazardouse Use Storage - (All newly constructed or added space for storage occupancies classified as CBC Group S, or other storage occupancies not specifically addressed elsewhere in this Fee Schedule)					
	Square Footage:					
	0 - 2,000 sq. ft.	comparison not available	\$ 644	\$ 1,056	\$ 1,056	comparison not available
	2,001 - 5,000 sq. ft.	comparison not available	\$ 644	\$ 1,056	\$ 1,056	comparison not available
	5,001 - 10,000 sq. ft.	comparison not available	\$ 644	\$ 1,056	\$ 1,056	comparison not available
	10,001 - 25,000 sq. ft.	comparison not available	\$ 644	\$ 1,056	\$ 1,056	comparison not available
	25,001 - 50,000 sq. ft.	comparison not available	\$ 644	\$ 1,056	\$ 1,056	comparison not available
	50,001 or > to be charged by a sq. ft. multiplier	comparison not available	\$ 644	\$ 1,056	\$ 1,056	comparison not available
	Shell Buildings for all Commercial Uses - (The enclosure for all newly constructed or added space for non-residential occupancies classified as CBC Group A, B, E, F, H, I, M, or other commercial occupancies not specifically addressed elsewhere in this Fee Schedule where the interior is not completed or occupiable)					
	Square Footage:					
	0 - 2,000 sq. ft.	\$ 268	\$ 644	\$ 1,056	\$ 1,056	comparison not available
	2,001 - 5,000 sq. ft.	\$ 268	\$ 644	\$ 1,056	\$ 1,056	comparison not available
	5,001 - 10,000 sq. ft.	\$ 268	\$ 644	\$ 1,056	\$ 1,056	comparison not available
	10,001 - 25,000 sq. ft.	\$ 268	\$ 644	\$ 1,056	\$ 1,056	comparison not available
	25,001 - 50,000 sq. ft.	\$ 268	\$ 644	\$ 1,056	\$ 1,056	comparison not available
	50,001 or > to be charged by a sq. ft. multiplier	\$ 268	\$ 644	\$ 1,056	\$ 1,056	comparison not available

D R A F T

Attachment: 10 Cities Comparison DRAFT (2110 : DISCUSSION OF CITY USER FEE SCHEDULE FOR

City of Moreno Valley
Fire
User Fee Study - Fee Comparison

DRAFT COPY: DO NOT DISTRIBUTE / CITE

No.	Fee Description	Moreno Valley - Current Fee	Corona	Ontario	Rancho Cucamonga	Riverside	Temecula
	Tenant Improvement - (Remodeled space for non-residential occupancies classified as CBC Group A, B, E, F, H, I, M, or other commercial occupancies not specifically addressed elsewhere in this Fee Schedule where the structure is not altered)						
	Square Footage:						
	0 - 2,000 sq. ft.	\$ 379	comparison not available	comparison not available	comparison not available	comparison not available	comparison not available
	2,001 - 5,000 sq. ft.	\$ 379	comparison not available	comparison not available	comparison not available	comparison not available	comparison not available
	5,001 - 10,000 sq. ft.	\$ 529	comparison not available	comparison not available	comparison not available	comparison not available	comparison not available
	10,001 - 25,000 sq. ft.	\$ 529	comparison not available	comparison not available	comparison not available	comparison not available	comparison not available
	25,001 - 50,000 sq. ft.	\$ 529	comparison not available	comparison not available	comparison not available	comparison not available	comparison not available
	50,001 or > to be charged by a sq. ft. multiplier	\$ 686	comparison not available	comparison not available	comparison not available	comparison not available	comparison not available
	TOTAL: NEW CONSTRUCTION, ADDITIONS, AND MAJOR REMODELS					Re-inspection \$173	
Sprinklers							
	New and NFPA 13 < 100 Heads	\$ 796	\$255 (plan check, 1-100 heads); \$290 (inspection, 1-100 heads)	comparison not available		\$1.65/ sq.ft. (plan check); \$1.80/ sq.ft. (inspection)	\$ 536
	New and NFPA 13 100-300 Heads w/1 Riser	\$ 983	\$295 (plan check, 101-500 heads); \$335 (inspection, 101-500 heads)	comparison not available	\$150.69 (1-20 heads); \$337.54 (21-100 heads); \$458.08 (101-200 heads); \$518.34 (201-350 heads); \$638.89 (351+ heads)	\$1.65/ sq.ft. (plan check); \$1.80/ sq.ft. (inspection)	\$ 706
	New and NFPA 13 >300 Heads w/1 Riser	\$ -	\$440 (plan check, 501+ heads); \$725 (inspection, 501+ heads)	comparison not available		\$1.65/ sq.ft. (plan check); \$1.80/ sq.ft. (inspection)	\$875 (300-700 heads)
	Each Additional Riser	\$ -	comparison not available	comparison not available	comparison not available	comparison not available	\$1,042 (700+ heads)
	NFPA 13D Single Plan Type	\$ -	comparison not available	comparison not available	comparison not available	comparison not available	comparison not available
	New NFPA 13R 3-16 Units per Building	\$ -	comparison not available	comparison not available	comparison not available	comparison not available	comparison not available
	Pre-Action System w/ Alarm	\$ -	comparison not available	comparison not available	comparison not available	comparison not available	comparison not available
	TI NFPA 13 or 13R <100 Heads	\$ 401	\$185-\$295(plan check, depending on number of heads); \$435 (inspection)	comparison not available	\$156.75 (1-4 heads); \$216.94 (5-20 heads); \$282.33 (21-100 heads); \$458.08 (101-200 heads); \$518.32 (201-350 heads); \$638.89 (351+)	\$0.83/ sq.ft. (plan check); \$0.90/ sq.ft. (inspection)	\$284 (1-10 heads); \$369 (11-50 head); \$536 (51-100 heads); \$1,042 (100+ heads)
	TI NFPA 13 or 13R ≥100 Heads	\$ 822		comparison not available			
	In -Rack Sprinklers	\$ -	comparison not available	comparison not available	comparison not available	comparison not available	comparison not available

D R A F T

Attachment: 10 Cities Comparison DRAFT (2110 : DISCUSSION OF CITY USER FEE SCHEDULE FOR

City of Moreno Valley
 Fire
 User Fee Study - Fee Comparison

DRAFT COPY: DO NOT DISTRIBUTE / CITE

No.	Fee Description	Redlands	Perris	March JPA [2]	Menifee [2]	Murrieta
	Tenant Improvement - (Remodeled space for non-residential occupancies classified as CBC Group A, B, E, F, H, I, M, or other commercial occupancies not specifically addressed elsewhere in this Fee Schedule where the structure is not altered)					
	Square Footage:					
	0 - 2,000 sq. ft.	comparison not available	\$ 215	\$ 696	\$ 696	comparison not available
	2,001 - 5,000 sq. ft.	comparison not available	\$ 215	\$ 696	\$ 696	comparison not available
	5,001 - 10,000 sq. ft.	comparison not available	\$ 215	\$ 696	\$ 696	comparison not available
	10,001 - 25,000 sq. ft.	comparison not available	\$ 215	\$ 696	\$ 696	comparison not available
	25,001 - 50,000 sq. ft.	comparison not available	\$ 215	\$ 696	\$ 696	comparison not available
	50,001 or > to be charged by a sq. ft. multiplier	comparison not available	\$ 215	\$ 696	\$ 696	comparison not available
	TOTAL: NEW CONSTRUCTION, ADDITIONS, AND MAJOR REMODELS					
Sprinklers						
	New and NFPA 13 < 100 Heads		\$ 1,056			
	New and NFPA 13 100-300 Heads w/1 Riser	\$290, 25 heads or fewer. \$435, 25-99 heads, \$581, 100 heads or more.	\$ 1,056	\$614/riser	\$614/riser	\$ 1,597
	New and NFPA 13 >300 Heads w/1 Riser		\$ 1,056			
	Each Additional Riser	comparison not available	comparison not available	comparison not available	comparison not available	comparison not available
	NFPA 13D Single Plan Type	comparison not available	comparison not available	comparison not available	comparison not available	comparison not available
	New NFPA 13R 3-16 Units per Building	comparison not available	comparison not available	comparison not available	comparison not available	comparison not available
	Pre-Action System w/ Alarm	comparison not available	comparison not available	comparison not available	comparison not available	comparison not available
	TI NFPA 13 or 13R <100 Heads	\$290, 25 heads or fewer. \$435, 25-99 heads, \$581, 100 heads or more.	\$ 300	\$614/riser	\$614/riser	\$90, 1-5 heads. \$443, 6-20 heads. \$1,027 for 21+
	TI NFPA 13 or 13R ≥100 Heads		\$ 300			
	In -Rack Sprinklers	comparison not available	comparison not available	comparison not available	comparison not available	comparison not available

DRAFT

Attachment: 10 Cities Comparison DRAFT (2110 : DISCUSSION OF CITY USER FEE SCHEDULE FOR

City of Moreno Valley
Fire
User Fee Study - Fee Comparison

DRAFT COPY: DO NOT DISTRIBUTE / CITE

No.	Fee Description	Moreno Valley - Current Fee	Corona	Ontario	Rancho Cucamonga	Riverside	Temecula
Alarms							
	New Fire Alarm System < 25 devices	\$ 506	\$510 (plan check); \$290 (inspection)	comparison not available	\$156.75 (1-15 dvs); \$216.32 (16-50 dvs); \$337.54 (51-100 dvs); \$518.32 (101-500 dvs); \$795.60 (501-1000 dvs); \$96.45 (each addl 25 dvs);	\$316.50 up to 10 devices; \$4.40 per device > 10	\$369 (1-10 heads); \$536 (11-50 heads); \$957 (51-100 heads); \$1,466 (100+ heads)
	New Fire Alarm System ≥ 25 - 75 devices	\$ 506	\$510 (plan check); \$290 (inspection)	comparison not available			
	New Fire Alarm System > 75 devices	\$ 506	\$510 (plan check); \$290 (inspection)	comparison not available			
	TI Fire Alarm System < 25 devices	\$ 427	\$510 (plan check); \$290 (inspection)	comparison not available			
	TI Fire Alarm System ≥ 25 devices	\$ 427	\$510 (plan check); \$290 (inspection)	comparison not available			
	Sprinkler Monitoring	\$ 357	\$295 (plan check); \$145 (inspection)	comparison not available			comparison not available
Underground							
	Underground w/up to 4 hydrant/riser	\$ 1,071	comparison not available	comparison not available	comparison not available	\$ 345	\$ 621
	Underground w/≥ 5 hydrant/riser	\$ 1,071	comparison not available	comparison not available	comparison not available	comparison not available	\$ 621
	Fire Pump	\$ 586	comparison not available	comparison not available	comparison not available	comparison not available	\$ 632
Special Systems							
	Special Extinguishing System (e.g. FM-200, Halon, Dry Chem, Spray mist, inert gases)	\$ -	Plan Ck \$295' Insp \$145	comparison not available	comparison not available	\$ 318	comparison not available
	Hood and Duct Extinguishing System	\$ 380		comparison not available	\$ 398	\$273 + \$25 permit fee	\$ 419
	Special Equipment (Oven, Dust, and Battery)	\$ -		comparison not available	comparison not available	comparison not available	comparison not available
	Solar Photovoltaic Systems (Residential)	\$ 357		comparison not available	comparison not available	comparison not available	comparison not available
	Solar Photovoltaic Systems (Commercial)	\$ 357		comparison not available	comparison not available	comparison not available	comparison not available
	Refrigeration System < 500 lb.	\$ 461		comparison not available	\$ 227	comparison not available	comparison not available
	Refrigeration System ≥ 500 lb.	\$ 461		comparison not available	\$ 227	comparison not available	comparison not available
	Spray Booth	\$ 301		comparison not available	comparison not available	comparison not available	\$ 461
	Gas Systems (Med Gas, Industrial Gas, LPG)	\$ 540		comparison not available	comparison not available	comparison not available	\$ 544
	Emergency Responder Radio Coverage	\$ -		comparison not available	comparison not available	comparison not available	comparison not available
Haz-Mat							
	Chem Class < 10 Chemicals	\$ 594	\$235 (<6 chemicals)	comparison not available	comparison not available	comparison not available	comparison not available
	Chem Class 10 - 25 Chemicals	\$ 594	\$235 (<12 chemicals)	comparison not available	comparison not available	comparison not available	comparison not available
	Chem Class 26 - 100 Chemicals	\$ 594	\$235 (13+ chemicals)	comparison not available	comparison not available	comparison not available	comparison not available
	Chem Class ≥100 Chemicals	\$ 594	comparison not available	comparison not available	comparison not available	comparison not available	comparison not available
High Pile Storage							
	High Pile Storage	\$ 806	\$220-\$440 (plan check, depending on sq.ft.); \$70-\$290 (inspection, depending on sq.ft.)	comparison not available	\$440-\$660 (depending on sq.ft)	\$ 208	\$ 889
Access and Water Supply							
	Access and Water Supply only	\$ -	comparison not available	comparison not available	comparison not available	comparison not available	comparison not available
Tanks							
	Underground Storage Tanks (per tank)	\$ -	\$ 305	comparison not available	\$ 518	\$ 522	\$ 620
	Aboveground Storage Tanks (per tank)	\$ -	comparison not available	comparison not available	\$ 518	\$ 299	\$ 620
	Alterations to gas stations (no tank alterations)	\$ -	comparison not available	comparison not available	comparison not available	comparison not available	comparison not available
Smoke Control							
	Smoke Control - Rationale Analysis and Plan Review	\$ 591	comparison not available	comparison not available	\$ 338	comparison not available	\$ 705

D R A F T

Attachment: 10 Cities Comparison DRAFT (2110 : DISCUSSION OF CITY USER FEE SCHEDULE FOR

City of Moreno Valley
Fire
User Fee Study - Fee Comparison

DRAFT COPY: DO NOT DISTRIBUTE / CITE

No.	Fee Description	Redlands	Perris	March JPA [2]	Menifee [2]	Murrieta
Alarms						
	New Fire Alarm System < 25 devices	\$290, 10 devices or fewer. \$435, 11-20 devices. \$581, 20 or more devices.	\$ 627	\$ 627	\$ 627	\$ 1,540
	New Fire Alarm System ≥ 25 - 75 devices		\$ 627	\$ 627	\$ 627	
	New Fire Alarm System > 75 devices		\$ 627	\$ 627	\$ 627	
	TI Fire Alarm System < 25 devices		\$ 627	\$ 627	\$ 627	\$443, 1-20 devices. \$753 20+
	TI Fire Alarm System ≥ 25 devices		\$ 627	\$ 627	\$ 627	
	Sprinkler Monitoring		comparison not available	\$ 520	\$ 192	\$ 192
Underground						
	Underground w/up to 4 hydrant/riser	comparison not available	comparison not available	comparison not available	comparison not available	comparison not available
	Underground w/≥ 5 hydrant/riser	comparison not available	comparison not available	comparison not available	comparison not available	comparison not available
	Fire Pump	comparison not available	comparison not available	comparison not available	comparison not available	comparison not available
Special Systems						
	Special Extinguishing System (e.g. FM-200, Halon, Dry Chem, Spray mist, inert gases)	comparison not available	215	\$ 215	\$ 215	\$ 631
	Hood and Duct Extinguishing System	263	\$ 215	comparison not available	comparison not available	\$ 565
	Special Equipment (Oven, Dust, and Battery)	comparison not available	comparison not available	comparison not available	comparison not available	comparison not available
	Solar Photovoltaic Systems (Residential)	comparison not available	comparison not available	comparison not available	comparison not available	comparison not available
	Solar Photovoltaic Systems (Commercial)	comparison not available	comparison not available	comparison not available	comparison not available	comparison not available
	Refrigeration System < 500 lb.	comparison not available	comparison not available	comparison not available	comparison not available	comparison not available
	Refrigeration System ≥ 500 lb.	comparison not available	comparison not available	comparison not available	comparison not available	comparison not available
	Spray Booth	comparison not available	\$ 215	comparison not available	comparison not available	\$ 631
	Gas Systems (Med Gas, Industrial Gas, LPG)	\$ 263	comparison not available	comparison not available	comparison not available	comparison not available
	Emergency Responder Radio Coverage	comparison not available	comparison not available	comparison not available	comparison not available	comparison not available
Haz-Mat						
	Chem Class < 10 Chemicals	comparison not available	comparison not available	comparison not available	comparison not available	comparison not available
	Chem Class 10 - 25 Chemicals	comparison not available	comparison not available	comparison not available	comparison not available	comparison not available
	Chem Class 26 - 100 Chemicals	comparison not available	comparison not available	comparison not available	comparison not available	comparison not available
	Chem Class ≥100 Chemicals	comparison not available	comparison not available	comparison not available	comparison not available	comparison not available
High Pile Storage						
	High Pile Storage	\$ 251	comparison not available	\$ 348	\$ 348	comparison not available
Access and Water Supply						
	Access and Water Supply only	comparison not available	comparison not available	comparison not available	comparison not available	comparison not available
Tanks						
	Underground Storage Tanks (per tank)	\$ 251	\$ 250			\$ 1,101
	Aboveground Storage Tanks (per tank)	\$ 251	\$ 250	\$217 for first, \$32 each additional	\$217 for first, \$32 each additional	\$ 1,101
	Alterations to gas stations (no tank alterations)	comparison not available	comparison not available	comparison not available	comparison not available	comparison not available
Smoke Control						
	Smoke Control - Rationale Analysis and Plan Review	\$ 1,161	comparison not available	comparison not available	comparison not available	comparison not available

DRAFT

Attachment: 10 Cities Comparison DRAFT (2110 : DISCUSSION OF CITY USER FEE SCHEDULE FOR

City of Moreno Valley
Fire
User Fee Study - Fee Comparison

DRAFT COPY: DO NOT DISTRIBUTE / CITE

No.	Fee Description	Moreno Valley - Current Fee	Corona	Ontario	Rancho Cucamonga	Riverside	Temecula
Vegetation							
	Hazard Reduction Inspection, per inspection	\$ -	comparison not available	comparison not available	comparison not available	comparison not available	comparison not available
	Hazard Reduction Abatement Administrative Fee	\$ 240	comparison not available	comparison not available	comparison not available	comparison not available	comparison not available
	Hazard Reduction Abatement Cost Recovery	Actual Costs	Actual Costs	comparison not available	comparison not available	comparison not available	comparison not available
ANNUAL FIRE CODE PERMITS (CFC OPERATIONAL PERMITS)							
1	Aerosol Products Level 2 & 3	\$ 305		comparison not available	comparison not available	\$ 189	comparison not available
6	Open Flame and/ or Candles in Assembly Occupancies	\$ 200		comparison not available	comparison not available	\$ 189	comparison not available
12	Carnivals and Fairs	\$ 248		comparison not available	comparison not available	\$ 189	comparison not available
13	Cellulose Nitrate	\$ 200		comparison not available	comparison not available	\$ 189	comparison not available
14	Combustible Fibers	\$ 385		comparison not available	comparison not available	\$ 189	comparison not available
15	Combustible Materials	\$ 385		comparison not available	comparison not available	\$ 189	comparison not available
16	Compressed Gases	\$ 410		comparison not available	comparison not available	\$ 189	comparison not available
17	Cryogenic Fluids	\$ 410		comparison not available	comparison not available	\$ 189	comparison not available
22	Dispensing of Flammable/Combustible liquids into a vehicle	\$ 172		comparison not available	comparison not available	\$ 189	comparison not available
23	Dry Cleaning Plants						
	1-2 units	\$ 543		comparison not available	comparison not available	\$ 189	comparison not available
	> 2 units	\$ 543		comparison not available	comparison not available	\$ 189	comparison not available
24	Combustible Dust Producing & Operations	\$ 226		comparison not available	comparison not available	\$ 189	comparison not available
25	Explosives	\$ 595		comparison not available	comparison not available	\$ 189	comparison not available
26	Fire Standby	actual costs		comparison not available	comparison not available	\$ 189	comparison not available
27	Storage of Fireworks	\$ 650		comparison not available	comparison not available	\$ 189	comparison not available
28	Fireworks Display	\$ 326		comparison not available	comparison not available	\$268 regular; \$829 large	comparison not available
29	Flammable/Combustible Liquids Inside ≥60 Gal.	\$ 595		comparison not available	comparison not available	\$ 189	comparison not available
30	Flammable/Combustible Liquids Inside <60 Gal.	\$ 595		comparison not available	comparison not available	\$ 189	comparison not available
31	Flammable/Combustible Liquid Outside/Aboveground tank (per tank)	\$ 595		comparison not available	comparison not available	\$ 189	comparison not available
32	Flammable/Combustible Liquid Underground Tanks (per tank)	\$ 595		comparison not available	comparison not available	\$ 189	comparison not available
33	Hazardous Materials	\$ 583		comparison not available	comparison not available	\$ 189	comparison not available
34	High-Piled Combustible Stock		\$ 155	comparison not available	comparison not available	\$ 189	comparison not available
	<12,000 sq. ft.	\$ 806		comparison not available	comparison not available	\$ 189	comparison not available
	12,000 - 100,000 sq. ft.	\$ 806		comparison not available	comparison not available	\$ 189	comparison not available
	>100,000 sq. ft.	\$ 806		comparison not available	comparison not available	\$ 189	comparison not available
36	Hydrant/Control Valve Flow Test	\$ -		comparison not available	comparison not available	\$ 189	comparison not available
37	Industrial Ovens/Drying	\$ 172		comparison not available	comparison not available	\$ 189	comparison not available
38	Liquefied Petroleum Gases	\$ 592		comparison not available	comparison not available	\$ 189	comparison not available
39	Liquid or Gas Filled Vehicles in Assemblies	\$ 220		comparison not available	comparison not available	\$ 189	comparison not available
40	Motor Vehicle Repair	\$ 253		comparison not available	comparison not available	\$ 189	comparison not available
41	Outside Storage of Tires	\$ 385		comparison not available	comparison not available	\$ 189	comparison not available
42	Pyrotechnical Special Effects	\$ 353		comparison not available	comparison not available	\$ 189	comparison not available
43	Radioactive Materials	\$ 544		comparison not available	comparison not available	\$ 189	comparison not available
46	Spray Booths/ Dipping Operations	\$ 301		comparison not available	comparison not available	\$ 189	comparison not available
	Special Event w/ tents and/or canopies >400 sq. ft.	\$ 301		comparison not available	comparison not available	\$ 189	comparison not available
	Special Event without tents and/or canopies	\$ 301		comparison not available	comparison not available	\$ 189	comparison not available
51	Welding and Cutting	\$ 544		comparison not available	comparison not available	\$ 189	comparison not available
	Special Amusement Buildings	\$ -		comparison not available	comparison not available	\$ 189	comparison not available
	Hazardous Production Materials	\$ -		comparison not available	comparison not available	\$ 189	comparison not available
	Lumber yards and woodworking plants	\$ 385		comparison not available	comparison not available	\$ 189	comparison not available
	Magnesium	\$ 279		comparison not available	comparison not available	\$ 189	comparison not available
	Refrigeration Equipment			comparison not available	comparison not available	\$ 189	comparison not available
	<500 lbs.	\$ 172		comparison not available	comparison not available	\$ 189	comparison not available
	≥500 lbs.	\$ 172		comparison not available	comparison not available	\$ 189	comparison not available

DRAFT

Attachment: 10 Cities Comparison DRAFT (2110) : DISCUSSION OF CITY USER FEE SCHEDULE FOR

City of Moreno Valley
Fire
User Fee Study - Fee Comparison

DRAFT COPY: DO NOT DISTRIBUTE / CITE

No.	Fee Description	Redlands	Perris	March JPA [2]	Menifee [2]	Murrieta
Vegetation						
	Hazard Reduction Inspection, per inspection	comparison not available	comparison not available			
	Hazard Reduction Abatement Administrative Fee	\$ 154	comparison not available	\$126/lot plus abatement costs	\$126/lot plus abatement costs	\$220+ contractor fees
	Hazard Reduction Abatement Cost Recovery	\$21/lot	comparison not available			
ANNUAL FIRE CODE PERMITS (CFC OPERATIONAL PERMITS)						
1	Aerosol Products Level 2 & 3	comparison not available	comparison not available	comparison not available	comparison not available	comparison not available
6	Open Flame and/ or Candles in Assembly Occupancies	\$ 227	comparison not available	comparison not available	comparison not available	comparison not available
12	Carnivals and Fairs	\$ 251	comparison not available	comparison not available	comparison not available	comparison not available
13	Cellulose Nitrate	comparison not available	comparison not available	comparison not available	comparison not available	comparison not available
14	Combustible Fibers	comparison not available	comparison not available	comparison not available	comparison not available	comparison not available
15	Combustible Materials	comparison not available	comparison not available	comparison not available	comparison not available	comparison not available
16	Compressed Gases	\$ 239	comparison not available	comparison not available	comparison not available	comparison not available
17	Cryogenic Fluids	comparison not available	comparison not available	comparison not available	comparison not available	comparison not available
22	Dispensing of Flammable/Combustible liquids into a vehicle	comparison not available	comparison not available	comparison not available	comparison not available	comparison not available
23	Dry Cleaning Plants	comparison not available	comparison not available	comparison not available	comparison not available	comparison not available
	1-2 units	\$ 299	comparison not available	comparison not available	comparison not available	comparison not available
	> 2 units	\$ 299	comparison not available	comparison not available	comparison not available	comparison not available
24	Combustible Dust Producing & Operations	\$ 263	comparison not available	comparison not available	comparison not available	comparison not available
25	Explosives	comparison not available	comparison not available	comparison not available	comparison not available	comparison not available
26	Fire Standby	comparison not available	comparison not available	comparison not available	comparison not available	comparison not available
27	Storage of Fireworks	comparison not available	comparison not available	comparison not available	comparison not available	comparison not available
28	Fireworks Display	comparison not available	comparison not available	comparison not available	comparison not available	comparison not available
29	Flammable/Combustible Liquids Inside ≥60 Gal.	\$ 251	comparison not available	comparison not available	comparison not available	comparison not available
30	Flammable/Combustible Liquids Inside <60 Gal.	\$ 251	comparison not available	comparison not available	comparison not available	comparison not available
31	Flammable/Combustible Liquid Outside/Aboveground tank (per tank)	\$ 251	comparison not available	comparison not available	comparison not available	comparison not available
32	Flammable/Combustible Liquid Underground Tanks (per tank)	\$ 251	comparison not available	comparison not available	comparison not available	comparison not available
33	Hazardous Materials	\$ 251	comparison not available	comparison not available	comparison not available	comparison not available
34	High-Piled Combustible Stock	\$ 287	comparison not available	comparison not available	comparison not available	comparison not available
	<12,000 sq. ft.	comparison not available	comparison not available	comparison not available	comparison not available	comparison not available
	12,000 - 100,000 sq. ft.	comparison not available	comparison not available	comparison not available	comparison not available	comparison not available
	>100,000 sq. ft.	comparison not available	comparison not available	comparison not available	comparison not available	comparison not available
36	Hydrant/Control Valve Flow Test	\$312-457, depending on number of tanks	comparison not available	comparison not available	comparison not available	comparison not available
37	Industrial Ovens/Drying	comparison not available	comparison not available	comparison not available	comparison not available	comparison not available
38	Liquefied Petroleum Gases	comparison not available	comparison not available	comparison not available	comparison not available	comparison not available
39	Liquid or Gas Filled Vehicles in Assemblies	comparison not available	comparison not available	comparison not available	comparison not available	comparison not available
40	Motor Vehicle Repair	\$ 251	comparison not available	comparison not available	comparison not available	comparison not available
41	Outside Storage of Tires	comparison not available	comparison not available	comparison not available	comparison not available	comparison not available
42	Pyrotechnical Special Effects	comparison not available	comparison not available	comparison not available	comparison not available	comparison not available
43	Radioactive Materials	\$ 251	comparison not available	comparison not available	comparison not available	comparison not available
46	Spray Booths/ Dipping Operations	\$ 251	comparison not available	comparison not available	comparison not available	comparison not available
	Special Event w/ tents and/or canopies >400 sq. ft.	comparison not available	comparison not available	comparison not available	comparison not available	\$ 209
	Special Event without tents and/or canopies	comparison not available	comparison not available	comparison not available	comparison not available	\$ 162
51	Welding and Cutting	\$ 251	comparison not available	comparison not available	comparison not available	comparison not available
	Special Amusement Buildings	comparison not available	comparison not available	comparison not available	comparison not available	comparison not available
	Hazardous Production Materials	comparison not available	comparison not available	comparison not available	comparison not available	comparison not available
	Lumber yards and woodworking plants	\$ 324	comparison not available	comparison not available	comparison not available	comparison not available
	Magnesium	comparison not available	comparison not available	comparison not available	comparison not available	comparison not available
	Refrigeration Equipment	comparison not available	comparison not available	comparison not available	comparison not available	comparison not available
	<500 lbs.	\$ 251	comparison not available	comparison not available	comparison not available	comparison not available
	≥500 lbs.	\$ 251	comparison not available	comparison not available	comparison not available	comparison not available

D R A F T

Attachment: 10 Cities Comparison Draft (2110) : DISCUSSION OF CITY USER FEE SCHEDULE FOR

City of Moreno Valley
Fire
User Fee Study - Fee Comparison

DRAFT COPY: DO NOT DISTRIBUTE / CITE

No.	Fee Description	Moreno Valley - Current Fee	Corona	Ontario	Rancho Cucamonga	Riverside	Temecula
ANNUAL FIRE AND LIFE SAFETY INSPECTIONS							
Annual Business Inspections							
	A-1 occupancies: Assembly uses, usually with fixed seating, intended for the production and viewing of performing arts or motion pictures <20,000 sq. ft.	\$ 160	A \$160 per hour; \$220 per hour re-inspections	comparison not available	comparison not available	\$ 158	comparison not available
	A-1 occupancies: Assembly uses, usually with fixed seating, intended for the production and viewing of performing arts or motion pictures ≥20,000 sq. ft.	\$ 160		comparison not available	comparison not available	\$ 158	comparison not available
	A-2 occupancies: Assembly uses intended for food and/or drink consumption with occupant load of 50-150	\$ 160		comparison not available	comparison not available	\$ 79	comparison not available
	A-2 occupancies: Assembly uses intended for food and/or drink consumption with occupant load of more than 151	\$ 160		comparison not available	comparison not available	\$ 79	comparison not available
	A-3 occupancies: Assembly uses intended for worship, recreation or amusement and other assembly occupancies not classified as A-1,A-2,A-4, and A-5 occupancies <20,000 sq. ft.	\$ 160		comparison not available	comparison not available	\$ 79	comparison not available
	A-3 occupancies: Assembly uses intended for worship, recreation or amusement and other assembly occupancies not classified as A-1,A-2,A-4, and A-5 occupancies ≥20,000 sq. ft.	\$ 160		comparison not available	comparison not available	\$ 79	comparison not available
	A-4 occupancies: Assembly uses intended for viewing of indoor sporting events and activities with spectator seating <20,000 sq. ft.	\$ 160		comparison not available	comparison not available	\$ 79	comparison not available
	A-4 occupancies: Assembly uses intended for viewing of indoor sporting events and activities with spectator seating ≥20,000 sq. ft.	\$ 160		comparison not available	comparison not available	\$ 79	comparison not available
	A-5 occupancies: Assembly uses intended for participation in or viewing outdoor activities	\$ 160		comparison not available	comparison not available	\$ 316	comparison not available
	E Occupancy			comparison not available	comparison not available		comparison not available
	< 5,000 sq. ft.	\$ 160		comparison not available	comparison not available	\$ 158	comparison not available
	≥ 5,000 sq. ft.	\$ 160		comparison not available	comparison not available	\$ 158	comparison not available
	B,F,M or S Occupancies < 3,600 Square Feet	\$ 160		comparison not available	comparison not available	\$ 40	comparison not available
	B,F,M or S Occupancies 3,600 - 50,000 Square Feet	\$ 160		comparison not available	comparison not available	\$ 79	comparison not available
	B,F,M or S Occupancies >50,000 Square Feet	\$ 160		comparison not available	comparison not available	\$ 79	comparison not available
	H Occupancy	\$ 160		comparison not available	comparison not available	\$ 158	comparison not available
	High-Rise 75' or more	\$ 160		comparison not available	\$110/hr.	comparison not available	comparison not available
	R-1 Occupancy (i.e. hotels, motels)			comparison not available			comparison not available
	<50 units	\$ 160		comparison not available	\$330 (1st 10 rooms); \$11 (each addl unit)	\$ 316	comparison not available
	≥ 50 units	\$ 160		comparison not available	(each addl unit)	\$ 316	comparison not available
	R-2 Occupancy (i.e. Res Permanent 2+) per unit	\$ 36	comparison not available	comparison not available	\$ 79	comparison not available	
	Care Facility Residential State Licensed - 6 or less Pre-inspection fee	\$ 89	comparison not available	comparison not available	comparison not available	comparison not available	
	Care Facility Commercial 0-50 State Licensed	\$ 89	comparison not available	comparison not available	comparison not available	\$297 (child care facility)	
	Care Facility Commercial 51-99 State Licensed	\$ 134	comparison not available	\$330 (1st 10 rooms); \$11 (each addl unit)	comparison not available	comparison not available	
	Care Facility Commercial 100-150 State Licensed	\$ 134	comparison not available	(each addl unit)	comparison not available	comparison not available	
	Care Facility Commercial ≥ 151 State Licensed	\$ 134	comparison not available	comparison not available	comparison not available	comparison not available	
	Day Care Facilities Commercial 8-14 fire clearance	\$ 89	comparison not available	comparison not available	comparison not available	\$89 (home/small child care)	
	Day Care Facilities Commercial 0-50	\$ 134	comparison not available	\$ 220	comparison not available	\$89 (home/small child care)	
	Day Care Facilities Commercial 51-100	\$ 134	comparison not available	\$ 330	comparison not available	\$89 (home/small child care)	
	Day Care Facilities Commercial 101-150	\$ 134	comparison not available	comparison not available	comparison not available	\$89 (home/small child care)	
	Day Care Facilities Commercial >150	\$ 134	comparison not available	comparison not available	comparison not available	\$89 (home/small child care)	
	Re-Inspection (after initial and first reinspection)	\$ 319	comparison not available	comparison not available	comparison not available	comparison not available	

Attachment: 10 Cities Comparison DRAFT (2110 : DISCUSSION OF CITY USER FEE SCHEDULE FOR

City of Moreno Valley
Fire
User Fee Study - Fee Comparison

DRAFT COPY: DO NOT DISTRIBUTE / CITE

No.	Fee Description	Redlands	Perris	March JPA [2]	Menifee [2]	Murrieta
ANNUAL FIRE AND LIFE SAFETY INSPECTIONS						
Annual Business Inspections						
	A-1 occupancies: Assembly uses, usually with fixed seating, intended for the production and viewing of performing arts or motion pictures <20,000 sq. ft.	\$324, \$227 if less than 299 persons and no stage.	comparison not available	comparison not available	comparison not available	
	A-1 occupancies: Assembly uses, usually with fixed seating, intended for the production and viewing of performing arts or motion pictures ≥20,000 sq. ft.		comparison not available	comparison not available	comparison not available	
	A-2 occupancies: Assembly uses intended for food and/or drink consumption with occupant load of 50-150		comparison not available	comparison not available	comparison not available	
	A-2 occupancies: Assembly uses intended for food and/or drink consumption with occupant load of more than 151		comparison not available	comparison not available	comparison not available	
	A-3 occupancies: Assembly uses intended for worship, recreation or amusement and other assembly occupancies not classified as A-1,A-2,A-4, and A-5 occupancies <20,000 sq. ft.		comparison not available	comparison not available	comparison not available	
	A-3 occupancies: Assembly uses intended for worship, recreation or amusement and other assembly occupancies not classified as A-1,A-2,A-4, and A-5 occupancies ≥20,000 sq. ft.		comparison not available	comparison not available	comparison not available	
	A-4 occupancies: Assembly uses intended for viewing of indoor sporting events and activities with spectator seating <20,000 sq. ft.		comparison not available	comparison not available	comparison not available	
	A-4 occupancies: Assembly uses intended for viewing of indoor sporting events and activities with spectator seating ≥20,000 sq. ft.		comparison not available	comparison not available	comparison not available	
	A-5 occupancies: Assembly uses intended for participation in or viewing outdoor activities		comparison not available	comparison not available	comparison not available	
	E Occupancy		comparison not available	comparison not available	comparison not available	
	< 5,000 sq. ft.	\$ 196	comparison not available	comparison not available	comparison not available	
	≥ 5,000 sq. ft.	\$ 196	comparison not available	comparison not available	comparison not available	
	B,F,M or S Occupancies < 3,600 Square Feet	comparison not available	comparison not available	comparison not available	comparison not available	
	B,F,M or S Occupancies 3,600 - 50,000 Square Feet	comparison not available	comparison not available	comparison not available	comparison not available	
	B,F,M or S Occupancies >50,000 Square Feet	comparison not available	comparison not available	comparison not available	comparison not available	
	H Occupancy	comparison not available	comparison not available	comparison not available	comparison not available	
	High-Rise 75' or more	\$ 397	comparison not available	comparison not available	comparison not available	
	R-1 Occupancy (i.e. hotels, motels)	comparison not available	comparison not available	comparison not available	comparison not available	
	<50 units	\$ 191	comparison not available	comparison not available	comparison not available	
	≥ 50 units	\$ 227	comparison not available	comparison not available	comparison not available	
	R-2 Occupancy (i.e. Res Permanent 2+) per unit	comparison not available	comparison not available	comparison not available	comparison not available	
	Care Facility Residential State Licensed - 6 or less Pre-inspection fee	\$ 231	comparison not available	comparison not available	comparison not available	
	Care Facility Commercial 0-50 State Licensed	\$ 231	comparison not available	comparison not available	comparison not available	
	Care Facility Commercial 51-99 State Licensed	\$ 231	comparison not available	comparison not available	comparison not available	
	Care Facility Commercial 100-150 State Licensed	\$ 231	comparison not available	comparison not available	comparison not available	
	Care Facility Commercial ≥ 151 State Licensed	\$ 231	comparison not available	comparison not available	comparison not available	
	Day Care Facilities Commercial 8-14 fire clearance	\$ 196	comparison not available	comparison not available	comparison not available	\$ 75
	Day Care Facilities Commercial 0-50	\$ 196	comparison not available	comparison not available	comparison not available	\$ 75
	Day Care Facilities Commercial 51-100	\$ 196	comparison not available	comparison not available	comparison not available	\$ 75
	Day Care Facilities Commercial 101-150	\$ 196	comparison not available	comparison not available	comparison not available	\$ 75
	Day Care Facilities Commercial >150	\$ 196	comparison not available	comparison not available	comparison not available	\$ 75
	Re-Inspection (after initial and first reinspection)	comparison not available	comparison not available	comparison not available	comparison not available	comparison not available

DRAFT

Attachment: 10 Cities Comparison DRAFT (2110 : DISCUSSION OF CITY USER FEE SCHEDULE FOR

City of Moreno Valley
 Fire
 User Fee Study - Fee Comparison

DRAFT COPY: DO NOT DISTRIBUTE / CITE

No.	Fee Description	Moreno Valley - Current Fee	Corona	Ontario	Rancho Cucamonga	Riverside	Temecula
	Hourly Rates						
	Inspection	\$ 106	comparison not available	comparison not available	comparison not available	\$ 134	comparison not available
	Plan Review	\$ 106	comparison not available	comparison not available	comparison not available	comparison not available	comparison not available
	Consultant Fire Plan Review	actual consultant cost + 20% admin fee	comparison not available	comparison not available	comparison not available	comparison not available	comparison not available
	Other Fees						
	False Alarm <i>(Placeholder for MFS; not included in cost analysis)</i>						
	Residential	\$ 100	\$170-\$680 (depending on response)	comparison not available	comparison not available	1-2 no charge; 3rd \$350; 4th \$400; 5th \$520; add'l \$870	comparison not available
	Commercial	\$ 200	\$675-\$2,700 (depending on response)	comparison not available	comparison not available		comparison not available
	Community Emergency Response Team (CERT)						
	Per Class	\$ 15	comparison not available	comparison not available	comparison not available	comparison not available	comparison not available

Notes
 [1] Plus hourly rate if over 1 hour.

D R A F T

Attachment: 10 Cities Comparison DRAFT (2110 : DISCUSSION OF CITY USER FEE SCHEDULE FOR

City of Moreno Valley
 Fire
 User Fee Study - Fee Comparison

DRAFT COPY: DO NOT DISTRIBUTE / CITE

No.	Fee Description	Redlands	Perris	March JPA [2]	Menifee [2]	Murrieta
	Hourly Rates					
	Inspection	comparison not available	comparison not available	\$126/special inspection	\$126/special inspection	\$75 for misc. inspection
	Plan Review	\$ 164	comparison not available	comparison not available	comparison not available	comparison not available
	Consultant Fire Plan Review	comparison not available	comparison not available	comparison not available	comparison not available	comparison not available
	Other Fees					
	False Alarm <i>(Placeholder for MFS; not included in cost analysis)</i>					
	Residential	\$ 145	Cost of response (first two are not charged) \$450.44 estimated	comparison not available	comparison not available	comparison not available
	Commercial	\$ 259	Cost of response (first two are not charged) \$578.34 estimated	comparison not available	comparison not available	comparison not available
	Community Emergency Response Team (CERT)					
	Per Class	comparison not available	comparison not available	comparison not available	comparison not available	comparison not available

Notes
 [1] Plus hourly rate if over 1 hour.

D R A F T

Attachment: 10 Cities Comparison DRAFT (2110 : DISCUSSION OF CITY USER FEE SCHEDULE FOR

City of Moreno Valley
Police
User Fee Study - Fee Comparison

DRAFT COPY: DO NOT DISTRIBUTE / CITE

No.	Fee Description	Moreno Valley - Current Fee	Corona	Ontario	Rancho Cucamonga	Riverside	Temecula
	ABC Letter (Alcohol Beverage Control Letter)	\$ 20	comparison not available	comparison not available	comparison not available	comparison not available	\$ 26
	Administrative Citations						
	1st Offense	\$ 100		comparison not available	comparison not available	comparison not available	comparison not available
	2nd Offense	\$ 200	\$37 (admin animal citation)	comparison not available	comparison not available	comparison not available	comparison not available
	3rd Offense	\$ 500		comparison not available	comparison not available	comparison not available	comparison not available
	Bingo Permit , annual	\$ 50	\$ 50	comparison not available	comparison not available	\$ 50	comparison not available
	Certification of Police Records	\$ 5	comparison not available	comparison not available	comparison not available	comparison not available	comparison not available
	Clearance Letter	\$ 10	\$ 30	comparison not available	comparison not available	comparison not available	comparison not available
	Citation Sign-off for Non-Resident	\$ 15	\$ 75	\$ 10	\$ 15	\$ 18	comparison not available
	Concealed Weapons Permit	Processed by the Riverside County Sheriff's Department \$	100		comparison not available	\$ 100	comparison not available
	False Alarm Response						
	Burglary per occurrence	\$ 32	\$80 (3rd response); \$240 (4th response); \$320 (5th response)	comparison not available	\$25 (3rd); \$50 (4th); \$75 (5th); \$100 (6th and on)	comparison not available	comparison not available
	Robbery per occurrence	\$ 125		comparison not available		comparison not available	comparison not available
	Fingerprinting (Live Scan)						
	Processing through DOJ and FBI, per set	\$ 49	comparison not available	comparison not available	comparison not available	comparison not available	comparison not available
	Processing through DOJ, per set	\$ 32	comparison not available	comparison not available	comparison not available	comparison not available	comparison not available
	Processing fee, per set	\$ 10	\$ 25	comparison not available	comparison not available	\$ 10	\$ 10
	Reports						
	Repossession Fee	\$ 15	comparison not available	comparison not available	\$ 15	comparison not available	\$ 20
	Second Hand Dealers License						
	State Initial License (Sworn)	\$ 300	\$ 245	comparison not available	comparison not available	\$ 333	comparison not available
	Renewal (Sworn)	\$ 300	\$ 245	comparison not available	comparison not available	\$ 305	comparison not available
	*Fingerprinting Required						
	Taxicab						
	Application Processing, annual (Sworn)	\$ 159	comparison not available	comparison not available	comparison not available	\$ 125	comparison not available
	Taxicab Driver Permit, annual/per driver	\$ 11	comparison not available	comparison not available	comparison not available	comparison not available	\$ 63
	Taxicab Permit, annual/per taxicab	\$ 11	comparison not available	comparison not available	comparison not available	comparison not available	comparison not available
	*Fingerprinting Required	\$ 49	comparison not available	comparison not available	comparison not available	comparison not available	comparison not available

D R A F T

Attachment: 10 Cities Comparison DRAFT (2110 : DISCUSSION OF CITY USER FEE SCHEDULE FOR

City of Moreno Valley
Police
User Fee Study - Fee Comparison

DRAFT COPY: DO NOT DISTRIBUTE / CITE

No.	Fee Description	Redlands	Perris [1]	March JPA	Menifee [1]	Murrieta
	ABC Letter (Alcohol Beverage Control Letter)	comparison not available	comparison not available	comparison not available	comparison not available	comparison not available
	Administrative Citations					
	1st Offense	comparison not available	comparison not available	comparison not available	comparison not available	comparison not available
	2nd Offense	comparison not available	comparison not available	comparison not available	comparison not available	comparison not available
	3rd Offense	comparison not available	comparison not available	comparison not available	comparison not available	comparison not available
	Bingo Permit , annual	\$ 548	comparison not available	comparison not available	comparison not available	\$ 100
	Certification of Police Records	comparison not available	comparison not available	comparison not available	comparison not available	comparison not available
	Clearance Letter	comparison not available	comparison not available	comparison not available	comparison not available	\$ 15
	Citation Sign-off for Non-Resident	comparison not available	comparison not available	comparison not available	comparison not available	comparison not available
	Concealed Weapons Permit	\$ 100	comparison not available	comparison not available	comparison not available	\$ 100
	False Alarm Response					
	Burglary per occurrence	\$ 194	No charge to homeowner.	comparison not available	First 3 responses free. \$100 for fourth. \$200 for fifth. \$500 for subsequent	First three free. \$100 for fourth. \$150 for fifth. \$200 for subsequent
	Robbery per occurrence	\$ 194		comparison not available		
	Fingerprinting (Live Scan)					
	Processing through DOJ and FBI, per set	comparison not available	\$21-90, depending on agency	comparison not available	\$21-90, depending on agency	comparison not available
	Processing through DOJ, per set	comparison not available		comparison not available		comparison not available
	Processing fee, per set	\$ 25		comparison not available		\$ 20
	Reports					
	Repossession Fee	\$ 19	comparison not available	comparison not available	comparison not available	comparison not available
	Second Hand Dealers License					
	State Initial License (Sworn)	comparison not available	comparison not available	comparison not available	comparison not available	comparison not available
	Renewal (Sworn)	comparison not available	comparison not available	comparison not available	comparison not available	comparison not available
	*Fingerprinting Required					
	Taxicab					
	Application Processing, annual (Sworn)	comparison not available	comparison not available	comparison not available	comparison not available	comparison not available
	Taxicab Driver Permit, annual/per driver	\$ 288	comparison not available	comparison not available	comparison not available	\$ 50
	Taxicab Permit, annual/per taxicab	comparison not available	comparison not available	comparison not available	comparison not available	\$ 25
	*Fingerprinting Required	comparison not available	comparison not available	comparison not available	comparison not available	comparison not available

D R A F T

Attachment: 10 Cities Comparison DRAFT (2110 : DISCUSSION OF CITY USER FEE SCHEDULE FOR

City of Moreno Valley
 Police
 User Fee Study - Fee Comparison

DRAFT COPY: DO NOT DISTRIBUTE / CITE

No.	Fee Description	Moreno Valley - Current Fee	Corona	Ontario	Rancho Cucamonga	Riverside	Temecula
	Tow Truck						
	Rotational Tow Truck Company Application (Sworn)	\$ -	\$ 370	comparison not available	comparison not available	comparison not available	comparison not available
	Driver Fee, annual (Sworn)	\$ 26	comparison not available	comparison not available	comparison not available	\$ 65	comparison not available
	*Fingerprinting Required	\$ 49	comparison not available	comparison not available	comparison not available	comparison not available	comparison not available
	Police Vehicle Release	\$ 120	\$ 220	comparison not available	\$ 100	\$ 60	\$ 127
	Massage						
	Appeal Fee (Operator and technician)	\$ 146	comparison not available	comparison not available	comparison not available	comparison not available	comparison not available
	Application Fee and Renewal	\$ 13	comparison not available	comparison not available	comparison not available	\$811 new/ \$437 renewal	comparison not available
	Inspection Fee	\$ 142	comparison not available	comparison not available	comparison not available	comparison not available	comparison not available
	*Fingerprinting Required						
	Initial	\$ 175	comparison not available	comparison not available	comparison not available	\$ 811	\$ 63
	Renewal	\$ 70	comparison not available	comparison not available	comparison not available	\$ 437	\$ 63
	HOURLY RATEs						

D R A F T

[1] Perris and Menifee based on Riverside County Sheriff

Attachment: 10 Cities Comparison DRAFT (2110 : DISCUSSION OF CITY USER FEE SCHEDULE FOR

City of Moreno Valley
 Police
 User Fee Study - Fee Comparison

DRAFT COPY: DO NOT DISTRIBUTE / CITE

No.	Fee Description	Redlands	Perris [1]	March JPA	Menifee [1]	Murrieta
	Tow Truck					
	Rotational Tow Truck Company Application (Sworn)	comparison not available	comparison not available	comparison not available	comparison not available	comparison not available
	Driver Fee, annual (Sworn)	\$ 74	comparison not available	comparison not available	comparison not available	comparison not available
	*Fingerprinting Required	comparison not available	comparison not available	comparison not available	comparison not available	comparison not available
	Police Vehicle Release	\$ 236	\$75-150 depending on type	comparison not available	\$ 88	comparison not available
	Massage					
	Appeal Fee (Operator and technician)	comparison not available	comparison not available	comparison not available	comparison not available	comparison not available
	Application Fee and Renewal	\$ 382	comparison not available	comparison not available	comparison not available	\$ 25
	Inspection Fee	comparison not available	comparison not available	comparison not available	comparison not available	comparison not available
	*Fingerprinting Required					
	Initial	comparison not available	comparison not available	comparison not available	comparison not available	comparison not available
	Renewal	comparison not available	comparison not available	comparison not available	comparison not available	comparison not available
	HOURLY RATES					

D R A F T

[1] Perris and Menifee based on Riverside County Sheriff

Attachment: 10 Cities Comparison DRAFT (2110 : DISCUSSION OF CITY USER FEE SCHEDULE FOR

City of Moreno Valley
 Parks and Community Services
 Cost Estimation for Providing Fee Related Activities and Services

DRAFT COPY: DO NOT DISTRIBUTE / CITE

Input cells in blue font; formula based cells in black font

No.	Description	Moreno Valley - Current Fee	Corona	Ontario	Rancho Cucamonga	Riverside	Temecula
Recreation Programs		[1]					
	Program Registration Fee, per program	\$ 2	5	comparison not available	comparison not available	comparison not available	comparison not available
	Cancellation /Transfer Fee, per person	20%		comparison not available	comparison not available	comparison not available	comparison not available
Adult Sports (18 Years or Older) category 4		[2]					
	Basketball League, per team	\$ 300		comparison not available	comparison not available	comparison not available	comparison not available
	Softball League - Competitive, per team	\$ 345		comparison not available	comparison not available	comparison not available	comparison not available
Youth Sports category 6		[4]					
	Basketball League, per person	\$65-86	60-70	comparison not available	comparison not available	comparison not available	comparison not available
	Sports Camp, per person	\$60-110		comparison not available	comparison not available	comparison not available	comparison not available
	Flag Football League, per person	\$ 59	55-60	comparison not available	comparison not available	comparison not available	comparison not available
Youth/Teen Activities and Programs category 7		[5]					
	Camp * (Weekly), per person	\$ 85	110-120	comparison not available	comparison not available	comparison not available	comparison not available
Senior Programs		[6]					
	Breakfast, Lunch, Pizza, Picnic, per person	cost recovery		comparison not available	comparison not available	comparison not available	comparison not available
	Trips / Tours - Administered by Contract, per person	contracted	contracted	comparison not available	comparison not available	comparison not available	comparison not available
Special Events		[7]					
	Fourth of July Festival Arts & Crafts Booth, per booth	\$ 75		comparison not available	comparison not available	comparison not available	comparison not available
	Fourth of July Festival Food Booth (Commercial), per booth	\$ 250		comparison not available	comparison not available	comparison not available	comparison not available
On-Line Registration Processing Fee (This fee is charged by the on-line provider)							
	Percentage of Transaction cost plus	6.50%	4.50%	comparison not available	comparison not available	comparison not available	comparison not available
	Fixed Fee per Transaction	\$ 0.50	\$ 0.50	comparison not available	comparison not available	comparison not available	comparison not available
Park Reservations		[1]					
	Athletic Field Reservation						
	Adult & Youth Sports play by Private Groups, per hour	\$ 10	40	comparison not available	comparison not available	18	comparison not available
	Organized Commercial (For Profit) Groups (per field), per hour	\$ 50	comparison not available	comparison not available	comparison not available	27	comparison not available
	Field Preparation - not included - cost recovery of staff overtime, per hour	\$ 50	37	comparison not available	comparison not available	comparison not available	comparison not available
Athletic Field Lighting							
	All Users (This does not include adult groups at Moreno Valley Community Park), per hour	\$ 14	actual costs	comparison not available	comparison not available	comparison not available	comparison not available
	Adult groups at Moreno Valley Community Park, per hour	\$ 17	actual costs	comparison not available	comparison not available	comparison not available	comparison not available

DRAFT

Attachment: 10 Cities Comparison DRAFT (2110 : DISCUSSION OF CITY USER FEE SCHEDULE FOR

City of Moreno Valley
 Parks and Community Services
 Cost Estimation for Providing Fee Related Activities and Services

DRAFT COPY: DO NOT DISTRIBUTE / CITE

Input cells in blue font; formula based cells in black font

No.	Description	Redlands	Perris	March JPA	Menifee	Murrieta
Recreation Programs						
	Program Registration Fee, per program	comparison not available	comparison not available	comparison not available	comparison not available	comparison not available
	Cancellation /Transfer Fee, per person	comparison not available	comparison not available	comparison not available	comparison not available	comparison not available
Adult Sports (18 Years or Older) category 4						
	Basketball League, per team	comparison not available	comparison not available	comparison not available	comparison not available	\$ 425
	Softball League - Competitive, per team	comparison not available	comparison not available	comparison not available	comparison not available	\$ 350
Youth Sports category 6						
	Basketball League, per person	\$ 149	\$ 75	comparison not available	comparison not available	comparison not available
	Sports Camp, per person	\$ 115	comparison not available	comparison not available	\$ 120	varies by sport
	Flag Football League, per person	comparison not available	comparison not available	comparison not available	comparison not available	comparison not available
Youth/Teen Activities and Programs category 7						
	Camp * (Weekly), per person	comparison not available	comparison not available	comparison not available	comparison not available	comparison not available
Senior Programs						
	Breakfast, Lunch, Pizza, Picnic, per person	\$ 2	free	comparison not available	free	free
	Trips / Tours - Administered by Contract, per person	Free	free	comparison not available	comparison not available	free
Special Events						
	Fourth of July Festival Arts & Crafts Booth, per booth	comparison not available	comparison not available	comparison not available	comparison not available	\$ 40
	Fourth of July Festival Food Booth (Commercial), per booth	comparison not available	comparison not available	comparison not available	comparison not available	\$ 40
On-Line Registration Processing Fee (This fee is charged by the on-line provider)						
	Percentage of Transaction cost plus	comparison not available	comparison not available	comparison not available	comparison not available	comparison not available
	Fixed Fee per Transaction	comparison not available	comparison not available	comparison not available	comparison not available	comparison not available
Park Reservations						
Athletic Field Reservation						
	Adult & Youth Sports play by Private Groups, per hour	\$10/hr	\$7 youth, \$12 adult	varies by game type	\$ 5	varies by game type
	Organized Commercial (For Profit) Groups (per field), per hour	\$10/hr	\$12 youth, \$30 adult	varies by game type	\$ 15	varies by game type
	Field Preparation - not included - cost recovery of staff overtime, per hour	\$10/hr	\$ 18			
Athletic Field Lighting						
	All Users (This does not include adult groups at Moreno Valley Community Park), per hour	\$15/hr	\$ 25	varies by game type	\$ 10	\$ 15
	Adult groups at Moreno Valley Community Park, per hour	\$15/hr	\$ 25	varies by game type	\$ 10	\$ 15

DRAFT

Attachment: 10 Cities Comparison DRAFT (2110 : DISCUSSION OF CITY USER FEE SCHEDULE FOR

City of Moreno Valley
 Parks and Community Services
 Cost Estimation for Providing Fee Related Activities and Services

DRAFT COPY: DO NOT DISTRIBUTE / CITE

Input cells in blue font; formula based cells in black font

No.	Description	Moreno Valley - Current Fee	Corona	Ontario	Rancho Cucamonga	Riverside	Temecula
Golf Course							
Golf Course Fees:							
	Adult - 18 Holes (Mon. - Fri.), per person	\$ 13	comparison not available	comparison not available	comparison not available	comparison not available	comparison not available
	Seniors 55 & Over - 18 Holes (Mon. - Fri.), per person	\$ 11	comparison not available	comparison not available	comparison not available	comparison not available	comparison not available
	Adult & Seniors 18 Holes - Weekends, Holidays, Tournament Play, per person	\$ 15	comparison not available	comparison not available	comparison not available	comparison not available	comparison not available
	Adult & Seniors 9 Holes - Weekends, Holidays, Tournament Play, per person	\$ 11	comparison not available	comparison not available	comparison not available	comparison not available	comparison not available
	Cart Rental, per cart	\$ 3	comparison not available	comparison not available	comparison not available	comparison not available	comparison not available
	Club Rental, per set	\$ 5	comparison not available	comparison not available	comparison not available	comparison not available	comparison not available
Facility Rental							
	Senior Center				application fee \$25-75		
	Group 3	\$ 30	comparison not available	comparison not available	comparison not available	comparison not available	comparison not available
	Banquet Room, per hour	\$ 100	95	comparison not available	comparison not available	comparison not available	comparison not available
	Service/Facility						
	Refundable Cleaning / Security Deposit	\$ 300	comparison not available	comparison not available	\$500	\$250-\$500	comparison not available
	Setup / Reset Charge (if applicable)	\$ 75	comparison not available	comparison not available	comparison not available	comparison not available	comparison not available
	Main Kitchen (Only)	\$ 100	comparison not available	comparison not available	comparison not available	comparison not available	comparison not available
	Cleaning	\$130 - \$150	comparison not available	comparison not available	comparison not available	comparison not available	comparison not available
	Overtime Staff Charge, per hour	Cost Recovery	comparison not available	comparison not available	comparison not available	comparison not available	comparison not available
	Cancellation Fee	\$ 300	comparison not available	comparison not available	30 days - full; 15-29 days 100% fees - \$0 deposit; 2-14 days 50% fees-\$0 deposit; <2 days \$0	comparison not available	comparison not available

DRAFT

Attachment: 10 Cities Comparison DRAFT (2110 : DISCUSSION OF CITY USER FEE SCHEDULE FOR

City of Moreno Valley
 Parks and Community Services
 Cost Estimation for Providing Fee Related Activities and Services

DRAFT COPY: DO NOT DISTRIBUTE / CITE

Input cells in blue font; formula based cells in black font

No.	Description	Redlands	Perris	March JPA	Menifee	Murrieta
Golf Course						
Golf Course Fees:						
	Adult - 18 Holes (Mon. - Fri.), per person	comparison not available	comparison not available	comparison not available	comparison not available	comparison not available
	Seniors 55 & Over - 18 Holes (Mon. - Fri.), per person	comparison not available	comparison not available	comparison not available	comparison not available	comparison not available
	Adult & Seniors 18 Holes - Weekends, Holidays, Tournament Play, per person	comparison not available	comparison not available	comparison not available	comparison not available	comparison not available
	Adult & Seniors 9 Holes - Weekends, Holidays, Tournament Play, per person	comparison not available	comparison not available	comparison not available	comparison not available	comparison not available
	Cart Rental, per cart	comparison not available	comparison not available	comparison not available	comparison not available	comparison not available
	Club Rental, per set	comparison not available	comparison not available	comparison not available	comparison not available	comparison not available
Facility Rental						
	Senior Center					
	Group 3	\$ 25	\$ 30	comparison not available	\$ 25	\$ 25
	Banquet Room, per hour	\$ 51	\$ 20	comparison not available	40	\$ 25
	Service/Facility					
	Refundable Cleaning / Security Deposit	comparison not available	\$ 100	comparison not available	comparison not available	comparison not available
	Setup / Reset Charge (if applicable)	comparison not available	\$ 50	comparison not available	comparison not available	comparison not available
	Main Kitchen (Only)	comparison not available	\$ 50	comparison not available	comparison not available	comparison not available
	Cleaning	comparison not available	comparison not available	comparison not available	comparison not available	\$94/hr
	Overtime Staff Charge, per hour	comparison not available	comparison not available	comparison not available	comparison not available	comparison not available
	Cancellation Fee	comparison not available	comparison not available	comparison not available	comparison not available	comparison not available

D R A F T

Attachment: 10 Cities Comparison DRAFT (2110 : DISCUSSION OF CITY USER FEE SCHEDULE FOR

City of Moreno Valley
Library
User Fee Study - Fee Comparison

DRAFT COPY: DO NOT DISTRIBUTE / CITE

No.	Fee Description	Moreno Valley - Current Fee	Corona	Ontario	Rancho Cucamonga	Riverside	Temecula
	Library						
	Replacement Library Card	\$ 2	\$ 1	comparison not available	\$ 2	\$ 1	\$ 1
	Out of State Resident Card	\$ 10	comparison not available	comparison not available	comparison not available	comparison not available	\$ 10
	Inter-Library Loan Request	\$ 2	\$ 5	\$ 2	\$ 3	\$ 1	comparison not available
	Inter-Library Loan Overdue, per day	\$ 2	comparison not available	comparison not available	comparison not available	comparison not available	comparison not available
	Flash Drives & Earbuds	Actual Cost	comparison not available	comparison not available	comparison not available	comparison not available	comparison not available
	Replacement Bar Code	\$ 1	\$ 3	comparison not available	comparison not available	comparison not available	comparison not available
	Printing - Black & White, per page	\$ 0.20	comparison not available	\$ 0.15	\$ 0.10	comparison not available	\$ 0.15
	Printing - Color, per page	\$ 0.75	comparison not available	\$ 0.50	\$ 0.30	comparison not available	\$ 0.75
	Copies - Black & White, per page	\$ 0.15	\$ 0.25	\$ 0.15	\$ 0.15	\$ 0.10	comparison not available
	Faxes						
	Send/Receive Public Faxes - Local, per page	\$ 1	\$ 1	comparison not available	comparison not available	comparison not available	\$ 1
	Domestic Long Distance Faxes, per page	\$ 2	comparison not available	comparison not available	comparison not available	comparison not available	\$ 1
	International Long Distance Faxes, per page	\$ 3	comparison not available	comparison not available	comparison not available	comparison not available	\$ 3
	Lost Materials, per item	Actual Cost	Actual Cost	comparison not available	comparison not available	comparison not available	comparison not available
	Lost Material Processing, per item	\$ 1	comparison not available	comparison not available	comparison not available	comparison not available	comparison not available

DRAFT

[1] Perris and Menifee are supported by the Riverside County Library System

Attachment: 10 Cities Comparison DRAFT (2110 : DISCUSSION OF CITY USER FEE SCHEDULE FOR

City of Moreno Valley
 Library
 User Fee Study - Fee Comparison

DRAFT COPY: DO NOT DISTRIBUTE / CITE

No.	Fee Description	Redlands	Perris [1]	March JPA	Menifee [1]	Murrieta
	Library					
	Replacement Library Card	comparison not available	comparison not available	comparison not available	comparison not available	\$ 2
	Out of State Resident Card	\$ 30	\$ 10	comparison not available	\$ 10	
	Inter-Library Loan Request	comparison not available	comparison not available	comparison not available	comparison not available	\$ 5
	Inter-Library Loan Overdue, per day	comparison not available	comparison not available	comparison not available	comparison not available	\$ 0.25
	Flash Drives & Earbuds	comparison not available	comparison not available	comparison not available	comparison not available	\$10 drive, \$3 ear buds
	Replacement Bar Code	\$ 5	\$ 5	comparison not available	\$ 5	\$ 1
	Printing - Black & White, per page	comparison not available	comparison not available	comparison not available	comparison not available	\$ 0.10
	Printing - Color, per page	comparison not available	comparison not available	comparison not available	comparison not available	\$ 0.50
	Copies - Black & White, per page	comparison not available	comparison not available	comparison not available	comparison not available	\$ 0.10
	Faxes					
	Send/Receive Public Faxes - Local, per page	comparison not available	comparison not available	comparison not available	comparison not available	comparison not available
	Domestic Long Distance Faxes, per page	comparison not available	comparison not available	comparison not available	comparison not available	comparison not available
	International Long Distance Faxes, per page	comparison not available	comparison not available	comparison not available	comparison not available	comparison not available
	Lost Materials, per item	comparison not available	comparison not available	comparison not available	comparison not available	comparison not available
	Lost Material Processing, per item	comparison not available	comparison not available	comparison not available	comparison not available	comparison not available

DRAFT

[1] Perris and Menifee are supported by the Riverside Coun

Attachment: 10 Cities Comparison DRAFT (2110 : DISCUSSION OF CITY USER FEE SCHEDULE FOR

City of Moreno Valley
Animal Services
User Fee Study - Fee Comparison

DRAFT COPY: DO NOT DISTRIBUTE / CITE

No.	Fee Description	Moreno Valley - Current Fee	Corona	Ontario	Rancho Cucamonga	Riverside	Temecula
Animal Services							
Adoption fee (Does not include the cost for spay/neuter)							
	Dogs	\$ 31	comparison not available	\$145 (unaltered dog); \$120 (unaltered cat); \$120 (altered dog); \$95 (altered cats)	\$120 (puppy); \$100 (adult)	\$ 95	\$ 25
	Cats	\$ 20	comparison not available		\$60 (kitten); \$45 (adult)	\$ 75	comparison not available
	Other Animals	\$ 10	comparison not available	comparison not available	comparison not available	comparison not available	comparison not available
	Fee for "Other Animals" not to exceed the fair market price						
Deposits (refundable)							
	Rabies Vaccination	\$ 20	comparison not available	comparison not available	comparison not available	comparison not available	comparison not available
	Spay & Neuter	\$ 75	comparison not available	comparison not available	comparison not available	\$ 40	comparison not available
Owner Relinquishment							
	Dog/Cat	\$ 23	comparison not available	comparison not available	\$40 (dog); \$30 (cat)	\$20 (shelter); \$30 (field)	comparison not available
	Dog/Cat-Litter	\$ 23	comparison not available	comparison not available	comparison not available	comparison not available	comparison not available
	Other Domestic	\$	comparison not available	comparison not available	comparison not available	comparison not available	comparison not available
Owner Requested Companion Pet Euthanasia							
	Small/Medium (0-50 lbs.)	\$ 25	comparison not available	comparison not available	comparison not available	\$ 25	\$30-\$75 (depending on weight)
	Medium/Large (> 50 lbs.)	\$ 25	comparison not available	comparison not available	comparison not available	\$ 25	
	Litter (up to 8)	\$ 23	comparison not available	comparison not available	comparison not available	\$ 25	
	Litter (each add'l >8)	\$ 2	comparison not available	comparison not available	comparison not available	comparison not available	
Deceased Animal Deposit							
	Small/Medium (0-50 lbs.)	\$ 18	\$0 (licensed); \$22 (unlicensed); \$26 (non-resident)	comparison not available	comparison not available	comparison not available	comparison not available
	Medium/Large (51+ lbs.)	\$ 23		comparison not available	comparison not available	comparison not available	comparison not available
Animal Redemption (Not Included in Cost Analysis; Placeholder for MFS)							
	Impound	\$27 - 1st \$53 - 2nd \$80 - 3rd	\$20 - 1st \$30 - 2nd \$75 - 3rd	comparison not available	comparison not available	\$40 - 1st \$90 - 2nd \$150 - 3rd	\$20 (1st, altered); \$30 (2nd, altered); \$40 (3rd, altered); \$30 (1st, unaltered); \$40 (2nd, unaltered); \$50 (3rd, unaltered)
	Trailer Fee	\$61 + actual cost for ACO	Actual Cost	comparison not available	comparison not available	comparison not available	comparison not available
Boarding							
	Dogs, Cats & Other, per day	\$ 6	\$ 15	comparison not available	comparison not available	\$ 15	\$ 7
	Small Livestock, per day	\$ 8	\$ 15	comparison not available	comparison not available	comparison not available	\$ 7
	Large Livestock, per day	\$ 11	\$ 15	comparison not available	comparison not available	comparison not available	comparison not available
	Other Small Animals, per day	\$ 5	\$ 15	comparison not available	comparison not available	comparison not available	\$ 2
	Special handling fee, per animal	\$ 21	comparison not available	comparison not available	comparison not available	comparison not available	comparison not available
	Reinspection Fee (Failed compliance on confinement/property inspections)	\$ 52	comparison not available	comparison not available	comparison not available	comparison not available	comparison not available

DRAFT

Attachment: 10 Cities Comparison DRAFT (2110 : DISCUSSION OF CITY USER FEE SCHEDULE FOR

City of Moreno Valley
Animal Services
User Fee Study - Fee Comparison

DRAFT COPY: DO NOT DISTRIBUTE / CITE

No.	Fee Description	Redlands [3]	Perris	March JPA	Menifee	Murrieta
Animal Services						
Adoption fee (Does not include the cost for spay/neuter)						
	Dogs	\$ 12	comparison not available	comparison not available	comparison not available	comparison not available
	Cats	\$ 7	comparison not available	comparison not available	comparison not available	comparison not available
	Other Animals	comparison not available	comparison not available	comparison not available	comparison not available	comparison not available
	Fee for "Other Animals" not to exceed the fair market price					
Deposits (refundable)						
	Rabies Vaccination	\$23 dog, \$15 cat	comparison not available	comparison not available	\$6 to county	\$6 to county
	Spay & Neuter	\$28 cat, \$51 dog	comparison not available	comparison not available	\$40 cat, \$85 dog to county	\$40 cat, \$85 dog to county
Owner Relinquishment						
	Dog/Cat	comparison not available	comparison not available	comparison not available	comparison not available	comparison not available
	Dog/Cat-Litter	comparison not available	comparison not available	comparison not available	comparison not available	comparison not available
	Other Domestic	comparison not available	comparison not available	comparison not available	comparison not available	comparison not available
Owner Requested Companion Pet Euthanasia						
	Small/Medium (0-50 lbs.)	comparison not available	30	comparison not available	comparison not available	comparison not available
	Medium/Large (> 50 lbs.)	comparison not available	35	comparison not available	comparison not available	comparison not available
	Litter (up to 8)	comparison not available	30	comparison not available	comparison not available	comparison not available
	Litter (each add'l >8)	comparison not available	comparison not available	comparison not available	comparison not available	comparison not available
Deceased Animal Deposit						
	Small/Medium (0-50 lbs.)	comparison not available	\$ 20	comparison not available	comparison not available	comparison not available
	Medium/Large (51+ lbs.)	comparison not available	\$ 30	comparison not available	comparison not available	comparison not available
Animal Redemption (Not Included in Cost Analysis; Placeholder for MFS)						
	Impound	comparison not available	\$20 for first, \$40 for second, \$60 for third.	comparison not available	comparison not available	\$20-70 depending on animal
	Trailer Fee	comparison not available				
Boarding						
	Dogs, Cats & Other, per day	\$ 10	\$ 5	comparison not available	comparison not available	\$ 7
	Small Livestock, per day	comparison not available	comparison not available	comparison not available	comparison not available	\$ 10
	Large Livestock, per day	comparison not available	comparison not available	comparison not available	comparison not available	comparison not available
	Other Small Animals, per day	comparison not available	comparison not available	comparison not available	comparison not available	comparison not available
	Special handling fee, per animal	comparison not available	\$ 20	comparison not available	comparison not available	comparison not available
	Reinspection Fee (Failed compliance on confinement/property inspections)	comparison not available	comparison not available	comparison not available	comparison not available	comparison not available

DRAFT

Attachment: 10 Cities Comparison DRAFT (2110 : DISCUSSION OF CITY USER FEE SCHEDULE FOR

City of Moreno Valley
Animal Services
User Fee Study - Fee Comparison

DRAFT COPY: DO NOT DISTRIBUTE / CITE

No.	Fee Description	Moreno Valley - Current Fee	Corona	Ontario	Rancho Cucamonga	Riverside	Temecula
	Licensing						
	Dog (altered)						
	1 year	\$ 15	\$ 15	\$5 (senior); \$20 (other)	\$ 15	\$ 15	\$ 15
	2 year	\$ 27	\$ 25	\$5 (senior); \$20 (other)	\$ 25	\$ 25	\$ 20
	3 year	\$ 34	\$ 35	\$5 (senior); \$20 (other)	\$ 38	\$ 35	\$ 25
	Dog (unaltered)						
	1 year	\$ 52	\$ 50	\$ 45	\$ 60	\$ 100	\$ 35
	2 year	\$ 84	\$ 100	\$ 45	\$ 60	\$ 175	\$ 70
	3 year	\$ 105	\$ 100	\$ 45	\$ 60	\$ 250	\$ 105
	Potentially Dangerous/Vicious	\$ 105	comparison not available	comparison not available	comparison not available	comparison not available	\$ -
	Economic Hardship* (altered only)	\$ 6	\$ 4	comparison not available	comparison not available	comparison not available	comparison not available
	Kennel						
	Class I Dog						
	1 year	\$ 137	\$ 180	comparison not available	comparison not available	\$100 (residential, 1 yr); \$500 (commercial, 1yr)	comparison not available
	2 year	\$ 200	\$ 180	comparison not available	comparison not available	\$100 (residential, 1 yr); \$500 (commercial, 1yr)	comparison not available
	Class II Dog						
	1 year	\$ 200	\$ 180	comparison not available	comparison not available	\$100 (residential, 1 yr); \$500 (commercial, 1yr)	comparison not available
	2 year	\$ 266	\$ 180	comparison not available	comparison not available	\$100 (residential, 1 yr); \$500 (commercial, 1yr)	comparison not available
	Cattery						
	1 year	\$ 137	\$ 180	comparison not available	comparison not available	\$100 (residential, 1 yr); \$500 (commercial, 1yr)	comparison not available
	2 year	\$ 200	\$ 180	comparison not available	comparison not available	\$100 (residential, 1 yr); \$500 (commercial, 1yr)	comparison not available
	Late Fee	\$ 65	comparison not available	comparison not available	comparison not available	comparison not available	comparison not available
	Other Services						
	Dog DA2PP Vaccination	\$ 10	comparison not available	\$ 15	comparison not available	comparison not available	comparison not available
	Cat FVRCP Vaccination	\$ 10	comparison not available	\$ 20	comparison not available	comparison not available	comparison not available
	Bordatella Vaccination	\$ 10	comparison not available	\$ 15	comparison not available	comparison not available	comparison not available
	Microchip (Owner to pay AKC registration fee)	\$ 16	comparison not available	\$ 30	\$ 25	comparison not available	comparison not available
	Trap Rental						
	Cat						
	Trap Rental	\$ 12	\$5/day	comparison not available	comparison not available	\$20 (1st five days); \$2 (each addl day)	comparison not available
	Refundable Deposit	\$ 50	\$ 75	comparison not available	comparison not available	comparison not available	comparison not available
	Dog						
	Trap Rental	\$ 21	\$5/day	comparison not available	comparison not available	\$20 (1st five days); \$2 (each addl day)	comparison not available
	Refundable Deposit	\$ 150	\$ 75	comparison not available	comparison not available	comparison not available	comparison not available
	Requests for Information, per page	\$ 0	comparison not available	comparison not available	comparison not available	comparison not available	comparison not available
	Pet Identification Tags, each	\$5.50-\$7.50	comparison not available	comparison not available	comparison not available	comparison not available	comparison not available
	Animal Services Special Events	\$ -	comparison not available	comparison not available	comparison not available	comparison not available	comparison not available

DRAFT

Attachment: 10 Cities Comparison DRAFT (2110 : DISCUSSION OF CITY USER FEE SCHEDULE FOR

City of Moreno Valley
Animal Services
User Fee Study - Fee Comparison

DRAFT COPY: DO NOT DISTRIBUTE / CITE

No.	Fee Description	Redlands [3]	Perris	March JPA	Menifee	Murrieta
	Licensing					
	Dog (altered)					
	1 year	\$ 11	\$ 10	comparison not available	\$ 16	\$ 15
	2 year	comparison not available		comparison not available	\$ 30	\$ 20
	3 year	comparison not available		comparison not available	\$ 38	\$ 25
	Dog (unaltered)					
	1 year	\$ 23	\$ 50	comparison not available	\$ 80	\$ 50
	2 year	comparison not available		comparison not available	\$ 160	\$ 100
	3 year	comparison not available		comparison not available	\$ 240	\$ 150
	Potentially Dangerous/Vicious	comparison not available	\$ 50	comparison not available	comparison not available	comparison not available
	Economic Hardship* (altered only)	comparison not available	\$5 (senior)	comparison not available	comparison not available	\$8 (senior)
	Kennel					
	Class I Dog					
	1 year	comparison not available	\$ 200	comparison not available	\$ 160	\$ 280
	2 year	comparison not available	comparison not available	comparison not available	\$ 220	\$ 400
	Class II Dog					
	1 year	comparison not available	\$ 200	comparison not available	\$ 200	\$ 400
	2 year	comparison not available	comparison not available	comparison not available	\$ 320	\$ 650
	Cattery					
	1 year	comparison not available	\$ 200	comparison not available	\$ 160	\$ 200
	2 year	comparison not available	comparison not available	comparison not available	\$ 220	\$ 260
	Late Fee	comparison not available	comparison not available	comparison not available	comparison not available	50% of 1 year license
	Other Services					
	Dog DA2PP Vaccination	\$ 23	comparison not available	comparison not available	\$6 to county	\$6 to county
	Cat FVRCP Vaccination	\$ 15	comparison not available	comparison not available	\$7 to county	\$7 to county
	Bordatella Vaccination	\$23 dog, \$15 cat	comparison not available	comparison not available	\$6 to county	\$6 to county
	Microchip (Owner to pay AKC registration fee)	comparison not available	comparison not available	comparison not available	\$20 to county	\$20 to county
	Trap Rental					
	Cat					
	Trap Rental	\$ 56	comparison not available	comparison not available	comparison not available	comparison not available
	Refundable Deposit	comparison not available	comparison not available	comparison not available	comparison not available	comparison not available
	Dog					
	Trap Rental	\$ 56	comparison not available	comparison not available	comparison not available	comparison not available
	Refundable Deposit	comparison not available	comparison not available	comparison not available	comparison not available	comparison not available
	Requests for Information, per page	comparison not available	comparison not available	comparison not available	comparison not available	comparison not available
	Pet Identification Tags, each	comparison not available	comparison not available	comparison not available	comparison not available	comparison not available
	Animal Services Special Events	comparison not available	comparison not available	comparison not available	comparison not available	comparison not available

DRAFT

Attachment: 10 Cities Comparison DRAFT (2110 : DISCUSSION OF CITY USER FEE SCHEDULE FOR

City of Moreno Valley
 Animal Services
 User Fee Study - Fee Comparison

DRAFT COPY: DO NOT DISTRIBUTE / CITE

No.	Fee Description	Moreno Valley - Current Fee	Corona	Ontario	Rancho Cucamonga	Riverside	Temecula
	Surcharges						
	Unlicensed Animal	\$ 15	comparison not available	comparison not available	comparison not available	comparison not available	comparison not available
	Un-altered Animal	\$ 15	comparison not available	comparison not available	comparison not available	comparison not available	comparison not available
	Out-of-area Service Request (for non-residents)	\$ 26	comparison not available	comparison not available	comparison not available	comparison not available	comparison not available
	Un-altered Kennel/Cattery	\$ 52	comparison not available	comparison not available	comparison not available	comparison not available	comparison not available
	Owner Field Service Request	\$ 15	comparison not available	comparison not available	comparison not available	comparison not available	comparison not available
	After Hours Emergency Field Response	\$ 21	comparison not available	comparison not available	comparison not available	comparison not available	comparison not available
	HOURLY RATES						
	37.85	\$ 38	comparison not available	comparison not available	comparison not available	comparison not available	comparison not available

Notes
 [1] Ontario's Animal Services are provided by Inland Valley Humane Society.
 [2] Temeculas Animal Services are provide by Animal Friends of the Valley.
 [3] paid to police

D R A F T

Attachment: 10 Cities Comparison DRAFT (2110 : DISCUSSION OF CITY USER FEE SCHEDULE FOR

City of Moreno Valley
 Animal Services
 User Fee Study - Fee Comparison

DRAFT COPY: DO NOT DISTRIBUTE / CITE

No.	Fee Description	Redlands [3]	Perris	March JPA	Menifee	Murrieta
	Surcharges					
	Unlicensed Animal	comparison not available	\$ 60	comparison not available	comparison not available	comparison not available
	Un-altered Animal	comparison not available	comparison not available	comparison not available	comparison not available	comparison not available
	Out-of-area Service Request (for non-residents)	comparison not available	comparison not available	comparison not available	comparison not available	comparison not available
	Un-altered Kennel/Cattery	comparison not available	comparison not available	comparison not available	comparison not available	comparison not available
	Owner Field Service Request	comparison not available	comparison not available	comparison not available	comparison not available	comparison not available
	After Hours Emergency Field Response	comparison not available	comparison not available	comparison not available	comparison not available	comparison not available
	HOURLY RATES					
	37.85	comparison not available	comparison not available	comparison not available	comparison not available	comparison not available

Notes

[1] Ontario's Animal Services are provided by Inland Valley Humane Society.
 [2] Temeculas Animal Services are provide by Animal Friends of the Valley.
 [3] paid to police

D R A F T

Attachment: 10 Cities Comparison DRAFT (2110 : DISCUSSION OF CITY USER FEE SCHEDULE FOR

City of Moreno Valley
 Miscellaneous
 User Fee Study - Fee Comparison

DRAFT COPY: DO NOT DISTRIBUTE / CITE

No.	Fee Description	Moreno Valley - Current Fee	Corona	Ontario	Rancho Cucamonga	Riverside	Temecula
	Miscellaneous Fees and Charges						
	Council Chamber Room Rental, per day	\$ 132	\$ 800	comparison not available	comparison not available	comparison not available	comparison not available
	Neighborhood Preservation Revitalization Program Housing Inspection Minimum Permit Fees (all types of permits)	\$ 1,557	comparison not available	comparison not available	comparison not available	comparison not available	comparison not available
	Housing Assistance Financial Analysis Charge	Actual Cost	comparison not available	comparison not available	comparison not available	comparison not available	comparison not available
	Mileage for City employee appearances, per mile	IRS allowable rate	comparison not available	comparison not available	comparison not available	comparison not available	comparison not available
	Copies						
	Black & White, per page	\$ 0.20	\$ 0.30	comparison not available	comparison not available	\$ 0.60	comparison not available
	Color, per page	\$ 0.75	comparison not available	comparison not available	comparison not available	comparison not available	comparison not available
	Copies and Research in response to subpoena, per occurrence	Actual Cost	comparison not available	comparison not available	comparison not available	comparison not available	comparison not available

D R A F T

Attachment: 10 Cities Comparison DRAFT (2110 : DISCUSSION OF CITY USER FEE SCHEDULE FOR

City of Moreno Valley
 Miscellaneous
 User Fee Study - Fee Comparison

DRAFT COPY: DO NOT DISTRIBUTE / CITE

No.	Fee Description	Redlands	Perris	March JPA	Menifee	Murrieta
	Miscellaneous Fees and Charges					
	Council Chamber Room Rental, per day	<i>comparison not available</i>	<i>comparison not available</i>	<i>comparison not available</i>	<i>comparison not available</i>	<i>comparison not available</i>
	Neighborhood Preservation Revitalization Program Housing Inspection Minimum Permit Fees (all types of permits)	<i>comparison not available</i>	<i>comparison not available</i>	<i>comparison not available</i>	<i>comparison not available</i>	<i>comparison not available</i>
	Housing Assistance Financial Analysis Charge	<i>comparison not available</i>	<i>comparison not available</i>	<i>comparison not available</i>	<i>comparison not available</i>	<i>comparison not available</i>
	Mileage for City employee appearances, per mile	<i>comparison not available</i>	<i>comparison not available</i>	<i>comparison not available</i>	<i>comparison not available</i>	<i>comparison not available</i>
	Copies					
	Black & White, per page	<i>comparison not available</i>	<i>comparison not available</i>	<i>comparison not available</i>	\$ 0.25	\$ 0.25
	Color, per page	<i>comparison not available</i>	<i>comparison not available</i>	<i>comparison not available</i>	<i>comparison not available</i>	\$ 0.50
	Copies and Research in response to subpoena, per occurrence	<i>comparison not available</i>	<i>comparison not available</i>	<i>comparison not available</i>	<i>comparison not available</i>	<i>comparison not available</i>

D R A F T

Attachment: 10 Cities Comparison DRAFT (2110 : DISCUSSION OF CITY USER FEE SCHEDULE FOR